

FLUMIOXAZIN 51 WDG SELECT™

HERBICIDE

For Use in Container and Field Grown Conifers (Including Christmas Trees) and Deciduous Trees, Around Established Woody Ornamentals in Landscapes, To Maintain Bare Ground Non-Crop Areas, Conifer and Poplar Re-Forestation Sites, Dormant Turfgrass, Management of Undesirable Aquatic Vegetation in Slow Moving or Quiescent Waters, and to Maintain Bare Ground Non-Crop Areas

Contains flumioxazin, the active ingredient used in Valor® SX and Chateau®.

ACTIVE INGREDIENT:	% BY WT.
Flumioxazin: 2-[7-flouro-3,4-dihydro-3-oxo-4-(2-propynyl)-2H-1,4-benzoxazin-6-yl]-4,5,6,7-tetrahydro-1H-isoindeole-1,3(2H)-dione51.0%
OTHER INGREDIENTS49.0%
TOTAL	100.0%

Flumioxazin 51WDG Select™ is a water dispersible granule containing 51% active ingredient.

KEEP OUT OF REACH OF CHILDREN CAUTION


**Si Usted no entiende la etiqueta, busque a alguien para que se la explique a Usted en detalle
(If you do not understand the label, find someone to explain it to you in detail.)**

FIRST AID	
IF ON SKIN OR ON CLOTHING:	<ul style="list-style-type: none"> • Take off contaminated clothing. • Rinse skin immediately with plenty of water for 15-20 minutes. • Call a poison control center or doctor for treatment advice.
IF INHALED:	<ul style="list-style-type: none"> • Move person to fresh air. • If person is not breathing, call 911 or an ambulance, then give artificial respiration, preferably mouth-to-mouth, if possible. • Call a poison control center or doctor for further treatment advice.
HOT LINE NUMBER	
Have the product container or label with you when calling a poison control center or doctor, or going for treatment. For emergency information concerning this product, call your poison control center at 1-800-222-1222 .	

EPA Reg. No. 92647-30-89442



Manufactured By:
Prime Source, LLC
P.O. Box 250
10025 US Hwy 264 Alternate
Middlesex, NC 27557



FLUMIOXAZIN 51 WDG SELECT™

HERBICIDE

PRECAUTIONARY STATEMENTS

Hazards to Human and Domestic Animals

CAUTION

Harmful if absorbed through skin. Harmful if inhaled. Avoid contact with skin, eyes or clothing. Avoid breathing dust or spray mist. Wash thoroughly with soap and water after handling and before eating, drinking, chewing gum, using tobacco, or using the toilet. Remove and wash contaminated clothing before reuse.

PERSONAL PROTECTIVE EQUIPMENT (PPE)

PERSONAL PROTECTIVE EQUIPMENT (PPE)

Applicators and other handlers must wear:

- Long-sleeved shirt and long pants
- Socks and Shoes
- Chemical-resistant gloves made of any waterproof material.

USER SAFETY REQUIREMENTS

Follow manufacturer's instructions for cleaning/maintaining PPE. If no such instructions for washables exist, use detergent and hot water. Keep and wash PPE separately from other laundry.

USER SAFETY RECOMMENDATIONS

Users should:

- Remove clothing/PPE immediately if pesticide gets inside. Then wash thoroughly and put on clean clothing.
- Remove PPE immediately after handling this product. Wash the outside of gloves before removing. As soon as possible, wash thoroughly and change into clean clothing.

ENVIRONMENTAL HAZARDS

This product is toxic to non-target plants and aquatic invertebrates. **DO NOT** apply directly to water, to areas where surface water is present, or to intertidal areas below the mean high water mark. Drift or runoff may be hazardous to non-target plants and aquatic organisms in neighboring areas. **DO NOT** apply where runoff is likely to occur. **DO NOT** apply when weather conditions favor drift from treated areas. **DO NOT** contaminate water when disposing of equipment washwaters or rinsate.


This pesticide is toxic to plants and must be used strictly in accordance with the drift and run-off precautions on this label in order to minimize off-site exposures.

Under some conditions this product may have a potential to run-off to surface water or adjacent land. Where possible, use methods which reduce soil erosion, including no till, limited till and contour plowing; these methods also reduce pesticide run-off. Use of vegetation filter strips along rivers, creeks, streams, wetlands or on the downhill side of fields where run-off could occur will minimize water run-off.

Treatment of aquatic weeds can result in oxygen loss from decomposition of dead weeds. This loss can cause fish suffocation. Therefore, to minimize this hazard, treat 1/3 to 1/2 of the water area in a single operation and wait at least 10 to 14 days between treatments. Begin treatment along the shore and proceed outwards in bands to allow fish to move into untreated areas. Consult with the State agency with primary responsibility for regulating pesticides before applying to public waters to determine if a permit is needed.

PHYSICAL AND CHEMICAL HAZARDS

DO NOT mix or allow coming in contact with oxidizing and reducing agents. A hazardous chemical reaction may occur.



FLUMIOXAZIN 51 WDG SELECT™

HERBICIDE

DIRECTIONS FOR USE

It is a violation of Federal Law to use this product in a manner inconsistent with its labeling.

READ ENTIRE LABEL. USE STRICTLY IN ACCORDANCE WITH PRECAUTIONARY STATEMENTS AND DIRECTIONS, AND WITH APPLICABLE STATE AND FEDERAL REGULATIONS.

DO NOT apply this product in a way that will contact workers or other persons, either directly or through drift. Only protected handlers may be in the area during application. For any requirements specific to your State or Tribe, consult the agency responsible for pesticide regulation.

AGRICULTURAL USE REQUIREMENTS

Use this product only in accordance with its labeling and with the Worker Protection Standard, 40 CFR Part 170. This Standard contains requirements for the protection of agricultural workers on farms, forests, nurseries, and greenhouses, and handlers of agricultural pesticides. It contains requirements for training, decontamination, notification, and emergency assistance. It also contains specific instructions and exceptions pertaining to the statements on this label about personal protective equipment (PPE) and restricted-entry interval. The requirements in this box only apply to uses of this product that are covered by the Worker Protection Standard.

DO NOT enter or allow worker entry into treated areas during the restricted-entry interval (REI) of 12 hours.

The following PPE is required for early entry into treated areas that is permitted under the Worker Protection Standard and that involves contact with anything that has been treated, including plants, soil, or water:

- Coveralls
- Chemical-resistant gloves made of any waterproof material
- Shoes plus socks

NON-AGRICULTURAL USE REQUIREMENTS


The requirements in this box apply to uses of this product that are NOT within the scope of the Worker Protection Standards for agricultural pesticides (40 CFR Part 170). The WPS applies when this product is used to produce agricultural plants on farms, forest, nurseries, or greenhouses.

Keep all unprotected persons out of operating areas, or vicinity where there may be drift.

DO NOT enter or allow others to enter treated areas until sprays have dried.

TANK MIXES NOTICE

It is the pesticide user's responsibility to ensure that all products are registered for the intended use. Read and follow the applicable restrictions and limitations and directions for use on all product labels involved in tank mixing. Users must follow the most restrictive directions for use and precautionary statements of each product in the tank mixture.



FLUMIOXAZIN 51 WDG SELECT™

HERBICIDE

RESISTANCE MANAGEMENT

For resistance management, **Flumioxazin 51WDG Select** is a Group 14 herbicide. Any weed population may contain or develop plants naturally resistant to **Flumioxazin 51WDG Select** and other Group 14 herbicides. The resistant biotypes may dominate the weed population if these herbicides are used repeatedly in the same field. Appropriate resistance-management strategies should be followed.

To delay herbicide resistance take one or more of the following steps:

- Rotate the use of **Flumioxazin 51WDG Select** or other Group 14 herbicides within a growing season sequence or among growing seasons with different herbicide groups that control the same weeds in a field.
- Use tank mixtures from a different group if such use is permitted; where information on resistance in target weed species is available, use the less resistance-prone partner at a rate that will control the target weed(s) equally as well as the more resistance-prone partner. Consult your local extension service or certified crop advisor if you are unsure as to which active ingredient is currently less prone to resistance.
- Adopt an integrated weed-management program for herbicide use that includes scouting and uses historical information related to herbicide use and crop rotation, and that considers tillage (or other mechanical control methods), cultural (e.g., higher crop seeding rates; precision fertilizer application method and timing to favor the crop and not the weeds), biological (weed-competitive crops or varieties) and other management practices.
- Scout after herbicide application to monitor weed populations for early signs of resistance development. Indicators of possible herbicide resistance include: (1) failure to control a weed species normally controlled by the herbicide at the dose applied, especially if control is achieved on adjacent weeds; (2) a spreading patch of non-controlled plants of a particular weed species; (3) surviving plants mixed with controlled individuals of the same species. If resistance is suspected, prevent weed seed production in the affected area by an alternative herbicide from a different group or by a mechanical method including hoeing or tillage. Prevent movement of resistant weed seeds to other fields by cleaning harvesting and tillage equipment when moving between fields, and planting clean seed.
- If a weed pest population continues to progress after treatment with this product, discontinue use of this product, and switch to another management strategy or herbicide with a different mode of action, if available.
- Contact your local extension specialist or certified crop advisors for additional pesticide resistance management and/or integrated weed-management directions for specific crops and weed biotypes.
- For further information or to report suspected resistance, contact Prime Source, LLC.


PRODUCT USE INFORMATION

Flumioxazin 51WDG Select is a pre-emergence and early post-emergence herbicide for control of selected grass and broadleaf weeds in and around ornamental woody shrubs, deciduous trees and conifers (including Christmas trees) grown outdoors in containers or in the field (in ground), to maintain bare ground non-crop areas, conifer and poplar re-forestation, and dormant warm season turfgrass.

Flumioxazin 51WDG Select controls weeds by inhibiting protoporphyrinogen oxidase, an essential enzyme required by plants for chlorophyll biosynthesis. Seedling weeds are controlled pre-emergence when exposed to sunlight following contact with the soil applied herbicide.

Flumioxazin 51WDG Select may cause spotting or speckling on foliage if the spray solution directly contacts actively growing plant foliage or green bark. Leaves that receive indirect (drift) spray contact may be affected in a similar manner. Translocation of **Flumioxazin 51WDG Select** is limited, and under most conditions established and vigorously growing woody ornamentals will rapidly outgrow any injury symptoms. **However, direct application to actively growing foliage can cause severe injury or death with sensitive ornamental plant species, especially in herbaceous bedding plants and flowers.**

IMPORTANT: When applied as directed, plants listed on this label have shown tolerance to this product. However, **Flumioxazin 51WDG Select** is a very active herbicide and the user must exercise responsible judgment and caution until familiarity is gained with **Flumioxazin 51WDG Select**. Due to variability within species, crop growth stage, environmental conditions and application techniques, test this product under local growing conditions on a small number of plants and evaluate for 4 - 6 weeks for phytotoxicity. Testing this product on a small number of plants will determine if the herbicide can be used safely on a widespread application. Neither the seller nor the manufacturer of this product has investigated the safety to plants not listed on the label.



FLUMIOXAZIN 51 WDG SELECT™

HERBICIDE

Flumioxazin 51WDG Select Rate Summary	
Ounces of Flumioxazin 51WDG Select	Pounds of Flumioxazin
0.5	0.016
1	0.032
1.5	0.049
2	0.064
2.5	0.080
4	0.128
6	0.191
8	0.255
12	0.383
24	0.765

PRODUCT INFORMATION

Flumioxazin 51WDG Select is a fast-acting contact herbicide that controls selected submersed, emergent, and floating aquatic weeds. It is most effective when applied to young, actively growing weeds in water with a pH of less than 8.5.


Flumioxazin 51WDG Select may be applied to the following quiescent or slow-moving bodies of water:

- Bayous
- Canals
- Drainage ditches
- Lakes
- Marshes
- Ponds (including golf course ponds)
- Reservoirs

Application of **Flumioxazin 51WDG Select** to public aquatic areas may require special approval and/or permits. Consult with local State agencies, if required.

Restrictions - For Terrestrial Uses

- **DO NOT** apply in enclosed greenhouse structures if plants are present.
- **DO NOT** move plants for 24 hours into enclosed greenhouses until the area treated with this product has been watered.
- **DO NOT** apply when weather conditions favor spray drift from treated areas.
- **DO NOT** graze treated fields or hay to livestock.
- **DO NOT** incorporate into soil after application.
- **DO NOT** apply this product through any type of irrigation system.
- **DO NOT** apply when plants are under stress from insects, diseases, animals or winter injury, planting shock or any other stresses.
- **DO NOT** apply to stressed or diseased trees and ornamentals - only apply to healthy established trees and ornamentals.
- **DO NOT** apply more than 12 oz. (0.383 lb. a.i.) of this product per acre per application.
- **DO NOT** apply more than 24 oz. (0.765 lb. a.i.) of this product per acre per year.
- **DO NOT** apply more than 2 applications at 12 oz. (0.383 lb. a.i.) or 3 applications at 8 oz. (0.255 lb. a.i.) per acre per year.
- **DO NOT** re-apply **Flumioxazin 51WDG Select** within 30 days.
- Not for homeowner use.



FLUMIOXAZIN 51 WDG SELECT™

HERBICIDE

Precautions - For Surface & Subsurface Water Treatment

- There is no post-application holding restriction against use of treated water for drinking or recreational purposes (e.g., swimming, fishing).
- Treated water may be used for irrigation purposes on turf and landscape ornamentals as outlined in the Irrigation Restrictions Following Application table.

Restrictions - For Surface & Subsurface Water Treatment

- **DO NOT** apply to intertidal or estuarine areas.
- **DO NOT** retreat the same section of water within 28 days of application. In areas with dense weed vegetation only treat ½ the water body at one time and wait 10 - 14 days before treating the remaining area.
- **DO NOT** use treated water for irrigation purposes on food crops until at least five (5) days after application.
- **DO NOT** use in water utilized for crawfish farming.
- **DO NOT** retreat the same section of water with this product more than 6 times per year.
- **DO NOT** exceed 400 ppb of this product during any one application.
- Not for homeowner use.

Restrictions - For IVM

- **DO NOT** apply when weather conditions favor spray drift from treated areas.
- **DO NOT** incorporate into soil after application.
- **DO NOT** apply this product through any type of irrigation system.
- **DO NOT** apply more than 12 oz. (0.383 lb. a.i.) of this product per acre per application.
- **DO NOT** apply more than 24 oz. (0.765 lb. a.i.) of this product per acre per year.
- **DO NOT** apply to moist or wet desirable plant foliage.
- **DO NOT** apply within 300 feet of non-dormant pome or stone fruit crops.
- **DO NOT** apply when the crop or weeds are under stress due to drought, excessive water and extremes in temperatures or disease.

Precautions - For IVM

- Treatment of powdery, dry soil or light sandy soil when there is little to no likelihood of rainfall soon after may result in off target movement and possible damage to actively growing susceptible crops when soil particles are moved by wind or water. **DO NOT** apply when these soil and environmental conditions are present.
- Spray equipment used to apply **Flumioxazin 51WDG Select** should not be used to make applications with other products to any desirable plant foliage, as equipment with product residue remaining may result in crop injury to subsequently treated crops or plants.

Pre-Emergence Application


Pre-emergence weed control with **Flumioxazin 51WDG Select** is most effective when applied to clean, weed free soil surfaces prior to weed emergence. Moisture is necessary to activate **Flumioxazin 51WDG Select** on soil for residual weed control. Dry weather following application of **Flumioxazin 51WDG Select** may reduce effectiveness. However, when adequate moisture is received after dry conditions, this product will control susceptible germinating weeds.

When adequate moisture is not received soon after **Flumioxazin 51WDG Select** is applied to soil, weed control may be improved by utilizing shallow cultivation. If weeds begin to emerge, irrigate (½" of water) or cultivate uniformly with shallow tillage equipment that will not damage the crop. **DO NOT** deep cultivate as this reduces the effectiveness of **Flumioxazin 51WDG Select**.

Post-Emergence Application

The most effective post-emergence weed control with **Flumioxazin 51WDG Select** occurs when applied in combination with a surfactant to weeds less than 2 inches in height. Apply **Flumioxazin 51WDG Select** only to actively growing weeds. Applying this product under conditions that **DO NOT** promote active weed growth will reduce herbicide effectiveness. This product is most effective when applied under sunny conditions at temperatures above 65°F.

Flumioxazin 51WDG Select is rainfast 1 hour after application. **DO NOT** apply if rain is expected within 1 hour of application or efficacy may be reduced.



FLUMIOXAZIN 51 WDG SELECT™

HERBICIDE

Soil Characteristics

Application of **Flumioxazin 51WDG Select** to soils with high organic matter and/or high clay content may require higher dosages than with soils with low organic matter and/or low clay content. Application to cloddy seedbeds can result in reduced weed control.

Carrier Volume and Spray Pressure

Pre-Emergence Application

To ensure uniform coverage when using boom sprayers, use 10 - 30 gals. of spray solution per acre. When making backpack applications, apply 50 - 100 gals. of spray solution per acre. Ensure that nozzle selection meets manufacturer's gallonage and pressure specifications for pre-emergence herbicide application.

Post-Emergence Application

To ensure thorough coverage when using boom sprayers, apply 15 - 30 gals. of spray solution per acre. Apply 20 - 30 gals. per acre when using a boom sprayer if dense vegetation or heavy residue is present on the soil surface. When applying with a backpack sprayer, apply 1 gal. of spray solution per 500 - 1,000 sq. ft. Ensure nozzle selection meets manufacturer's gallonage and pressure specifications for post-emergence herbicide application.

Carrier Volume and Spray Pressure - For IVM

Pre-Emergence Application

To ensure uniform coverage, use at least 10 gals. of spray solution per acre. Nozzle selection should meet manufacturer's gallonage and pressure specifications for pre-emergence herbicide application.

Post-Emergence Application

To ensure thorough coverage, use at least 15 gals. of spray solution per acre. Use at least 20 gals. per acre if dense vegetation or heavy residue is present on the soil surface. Nozzle selection should meet manufacturer's gallonage and pressure specifications for post-emergence herbicide application.

Additives


Post-Emergence Application

When applying **Flumioxazin 51WDG Select** after weeds emerge, mix with an agronomically approved adjuvant. Mix **Flumioxazin 51WDG Select** with a crop oil concentrate that contains at least 15% emulsifiers and 80% oil or a non-ionic surfactant containing at least 80% active ingredient when applying this product as part of a post-emergence weed control program. Verify mixing compatibility with a jar test before using. **DO NOT** mix **Flumioxazin 51WDG Select** with a surfactant when applying over the top of dormant woody ornamentals or conifer trees.

A spray-grade nitrogen source (either ammonium sulfate at 2.0 - 2.5 lbs./A or a 28 - 32% nitrogen solution at 1 - 2 qts./A) may be added to the spray mixture along with a crop oil concentrate or non-ionic surfactant to enhance weed control. The addition of a nitrogen source does not replace the need for crop oil concentrate or non-ionic surfactant.

Additives

When applying **Flumioxazin 51WDG Select** to the foliage of floating or emerged aquatic weeds, mix with an adjuvant approved for use in aquatic sites. Mix **Flumioxazin 51WDG Select** with a non-ionic surfactant containing at least 80% active ingredient. Follow adjuvant manufacturer's label rates. Verify mixing compatibility with a jar test before using.



FLUMIOXAZIN 51 WDG SELECT™

HERBICIDE

Jar Test To Determine Compatibility Of Adjuvants And Flumioxazin 51WDG Select Herbicide

Perform a jar test before mixing commercial quantities of this product, when using this product for the first time, when using new adjuvants, or when a new water source is being used.

1. Add 1 pt. of water to a quart jar. Make sure that the water is from the same source and is the same temperature as the water used in the spray tank mixing operation.
2. Add 3 grams (approximately 1 level tsp.) of **Flumioxazin 51WDG Select** for the 8 oz./A rate or 4 grams (approximately 1 ½ tsp.) for 12 oz./A rate to the jar. Gently mix until product disperses.
3. Add 60 mL (4 Tbsp. or 2 fl. oz.) of additive to the quart jar and gently mix.
4. If nitrogen is being used, add 16 mL (1 Tbsp.) of the 28 - 32% nitrogen source to the quart jar. If ammonium sulfate is being used, add 19 grams of AMS to the quart jar in place of the 28 - 32% nitrogen.
5. Place cap on jar, invert 10 times, let stand for 15 minutes, evaluate.
6. An ideal tank mix combination will be uniform and free of suspended particles. If any of the following conditions are observed reconsider the choice of adjuvant:
 - a) Layer of oil or globules on the solution surface.
 - b) Flocculation: Fine particles in suspension or as a layer on the bottom of the jar.
 - c) Clabbering: Thickening texture (coagulated) like gelatin.

Application Equipment

IMPORTANT: Thoroughly clean spray equipment, including all tanks, hoses, booms, screens, and nozzles, after application of **Flumioxazin 51WDG Select**. Equipment with this product's residue remaining in the system may result in crop injury to subsequently treated crops.

Sprayer Preparation


Before applying **Flumioxazin 51WDG Select**, clean the spray tank, as well as all hoses and booms to ensure no residue from the previous spraying operation remains in the sprayer. Some pesticides, including but not limited to the sulfonyleurea and phenoxy herbicides, are active at very small amounts and can cause crop injury when applied to susceptible crops. Clean spray equipment according to the manufacturer's directions for the last product used before the equipment is used to apply this product. If 2 or more products were tank mixed prior to this product application, follow the most restrictive cleanup procedure on the label of all products.

Mixing Instructions

1. Fill clean spray tank 1/2 - 2/3 of desired level with clean water.
2. To ensure a uniform spray mixture, pre-slurry the required amount of **Flumioxazin 51WDG Select** with water prior to addition to the spray tank. Use a minimum of 1 gal. of water per 10 oz. of **Flumioxazin 51WDG Select**.
3. While agitating, slowly add the pre-slurried mixture to the spray tank. Agitation should create a rippling or rolling action on the water surface.
4. If tank mixing **Flumioxazin 51WDG Select** with other labeled herbicides, add water soluble bags first, followed by dry formulations, flowables, emulsifiable concentrates and then solutions. Prepare no more spray mixture than is required for the immediate spray operation.
5. Add any required adjuvants.
6. Fill spray tank to desired level with water. Continue agitation until spray solution has been applied.
7. Mix only the amount of spray solution that can be applied the day of mixing. Apply **Flumioxazin 51WDG Select** within 12 hours of mixing.

Mixing Instructions

1. Mix with water having pH of 5 - 7. If pH is higher than 7, use an appropriate buffer to reduce pH to desirable range
2. Fill clean spray tank ½ full of desired level with water and add buffering agent if necessary.
3. Add the required amount of this product to the spray tank while agitating.
4. Fill spray tank to desired level with water. Ensure that this product is thoroughly mixed before making applications. Agitation should continue until spray solution has been applied.
5. Mix only the amount of spray solution that can be applied the day of mixing. Apply this product within 12 hours of mixing.



FLUMIOXAZIN 51 WDG SELECT™

HERBICIDE

Sprayer Cleanup

If spray equipment is dedicated to application of aquatic herbicides, be sure to completely drain the spray tank and rinse the application equipment thoroughly, including the inside and outside of the tank and all in-line screens.

If spray equipment will be used for purposes other than applying aquatic herbicides, it must be thoroughly cleaned following application of **Flumioxazin 51WDG Select**. Follow these steps to clean the spray equipment:

Except for dedicated bare ground herbicide application equipment, spray equipment must be cleaned each day following **Flumioxazin 51WDG Select** application. After **Flumioxazin 51WDG Select** is applied, use the following steps to clean the spray equipment:

1. Completely drain the spray tank and rinse the sprayer thoroughly, including the inside and outside of the tank and all in-line screens.
2. Fill the tank with clean water and flush all hoses, booms, screens, and nozzles.
3. Top off tank with clean water and household ammonia. Use 1 gal. of 3% household ammonia for every 100 gals. of water.
4. Circulate through sprayer for 5 minutes.
5. Flush all hoses, booms, screens, and nozzles for a minimum of 15 minutes.
6. Loosen any diaphragms before flushing the spray system, allowing cleaning solution to spray through the open diaphragm.
7. Drain tank completely.
8. Add enough clean water to the spray tank to flush hoses, booms, screens, and nozzles for 2 minutes.
9. Remove all nozzles and screens and rinse them with clean water.

Application Equipment

Application equipment must be clean and in good repair. Ensure nozzles are uniformly spaced on boom and frequently checked for accuracy.

Broadcast Application

Apply **Flumioxazin 51WDG Select** and this product's tank mixes, with ground equipment using standard commercial sprayers equipped with nozzles designed to deliver the desired spray pressure and spray volume.

Band Application

When banding, use proportionately less water and **Flumioxazin 51WDG Select** per acre.

Backpack Application


When applying **Flumioxazin 51WDG Select** with a backpack sprayer follow all above restrictions. Calibrate backpack sprayers to deliver 1 gal. of spray solution per 500 - 1,000 sq. ft.

Application Volume	Amount of Flumioxazin 51WDG Select to mix in 1 gal. of water	Amount of Flumioxazin 51WDG Select to mix in 2 gals. of water	Amount of Flumioxazin 51WDG Select to mix in 3 gals. of water
1 gal. per 500 sq. ft. (= 87 GPA)	0.12 oz. (0.004 lb. a.i.)	0.25 oz. (0.008 lb. a.i.)	0.37 oz. (0.012 lb. a.i.)
1 gal. per 750 sq. ft. (= 58 GPA)	0.17 oz. (0.005 lb. a.i.)	0.34 oz. (0.011 lb. a.i.)	0.52 oz. (0.16 lb. a.i.)
1 gal. per 1,000 sq. ft. (= 43.5 GPA)	0.25 oz. (0.008 lb. a.i.)	0.49 oz. (0.16 lb. a.i.)	0.74 oz. (0.024 lb. a.i.)

Example: Applicator wants to spray 1 gal. of **Flumioxazin 51WDG Select** solution per 1,000 sq. ft. of ground bed, and wants to mix up 2 gals. of spray solution. Therefore, applicator would mix 0.49 (0.016 lb. a.i.) of **Flumioxazin 51WDG Select** in 2 gals. of water.

Handgun Application

Applications may also be made using a handgun sprayer. Use a spray volume of at least 40 gals. per acre to insure uniform coverage.



FLUMIOXAZIN 51 WDG SELECT™

HERBICIDE

Aerial Application

[Aerial applications are limited to maintaining weed free railroad beds, railroad yards and surrounding areas and military installations.]

To obtain satisfactory weed control with aerial application of **Flumioxazin 51WDG Select**, coverage must be uniform. When applied by air, this product may not provide adequate control of some submersed weeds. DO NOT spray when drift is possible or when wind velocity is more than 10 mph. DO NOT spray **Flumioxazin 51WDG Select** within 200 feet of dwellings, adjacent sensitive crops or environmentally sensitive areas. To obtain satisfactory application and drift, the following directions must be observed:

Volume Pressure

Apply **Flumioxazin 51WDG Select** in 5 - 10 gals. of water per acre, with a maximum spray pressure of 40 PSI. Application at less than 5 gals. per acre may not provide adequate weed control. Higher gallonage applications provide more consistent weed control.

Nozzles and Nozzle Operation

Use nozzles that produce flat or hollow cone spray patterns. Use non-drip type nozzles including diaphragm type nozzles to avoid unwanted discharge of spray solution. The nozzle must be directed toward the rear of the aircraft, at an angle between 0° and 15° downward. **DO NOT** place nozzles on the outer 25% of the wings or rotors.

Adjuvants


Refer to the additive section or the tank mix partners label for adjuvant directions.

CALIBRATION TABLE

Flumioxazin 51WDG Select Rates Oz./A	Flumioxazin 51WDG Select Rates Oz./Gal.
8	0.07 (0.002 lb. a.i.)
10	0.01 (0.003 lb. a.i.)
012	0.12 (0.04 lb. a.i.)

IRRIGATION RESTRICTIONS FOLLOWING APPLICATION

Application Method	Application Rate	Average Water Depth	Turf and Landscape Ornamentals	Ornamentals Grown for Production in Greenhouse and Nursery
Surface Spray	6 - 12 oz. per surface acre	Greater than 3 feet	None	5 days
		Less than 3 feet	12 hours	5 days
Subsurface	Less than 200 ppb	N/A	1 day	5 days
	200 - 300 ppb	N/A	2 days	5 days
	300 - 400 ppb	N/A	3 days	5 days



FLUMIOXAZIN 51 WDG SELECT™

HERBICIDE

MANDATORY SPRAY DRIFT

Aerial Applications

- **DO NOT** release spray at a height greater than 10 ft above the vegetative canopy, unless a greater application height is necessary for pilot safety.
- For all applications, applicators are required to use a medium or coarser spray droplet size (ASABE S572.1).
- The boom length must not exceed 65% of the wingspan for airplanes or 75% of the rotor blade diameter for helicopters.
- Applicators must use ½ swath displacement upwind at the downwind edge of the field.
- Nozzles must be oriented so the spray is directed toward the back of the aircraft.
- **DO NOT** apply when wind speeds exceed 10 miles per hour at the application site.
- **DO NOT** apply during temperature inversions.

Ground Applications

- Apply with the nozzle height recommended by the manufacturer, but no more than 3 feet above the ground or crop canopy.
- For all applications, applicators are required to use a medium or coarser spray droplet size (ASABE S572.1).
- **DO NOT** apply when wind speeds exceed 10 miles per hour at the application site.
- **DO NOT** apply during temperature inversions.

Boom-less Ground Applications:

- Applicators are required to use a medium or coarser droplet size (ASABE S572.1) for all applications.
- **DO NOT** apply when wind speeds exceed 10 miles per hour at the application site.
- **DO NOT** apply during temperature inversions.

SPRAY DRIFT ADVISORIES

THE APPLICATOR IS RESPONSIBLE FOR AVOIDING OFF-SITE SPRAY DRIFT.
BE AWARE OF NEARBY NON-TARGET SITES AND ENVIRONMENTAL CONDITIONS.

IMPORTANCE OF DROPLET SIZE

An effective way to reduce spray drift is to apply large droplets. Use the largest droplets that provide target pest control. While applying larger droplets will reduce spray drift, the potential for drift will be greater if applications are made improperly or under unfavorable environmental conditions.

Controlling Droplet Size - Ground Boom

- **Volume** - Increasing the spray volume so that larger droplets are produced will reduce spray drift. Use the highest practical spray volume for the application. If a greater spray volume is needed, consider using a nozzle with a higher flow rate.
- **Pressure** - Use the lowest spray pressure recommended for the nozzle to produce the target spray volume and droplet size.
- **Spray Nozzle** - Use a spray nozzle that is designed for the intended application. Consider using nozzles designed to reduce drift.

Controlling Droplet Size - Aircraft

- **Adjust Nozzles** - Follow nozzle manufacturers recommendations for setting up nozzles. Generally, to reduce fine droplets, nozzles should be oriented parallel with the airflow in flight.

BOOM HEIGHT - Ground Boom


Use the lowest boom height that is compatible with the spray nozzles that will provide uniform coverage. For ground equipment, the boom should remain level with the crop and have minimal bounce.

RELEASE HEIGHT - Aircraft

Higher release heights increase the potential for spray drift. When applying aurally to crops, **DO NOT** release spray at a height greater than 10 ft above the crop canopy, unless a greater application height is necessary for pilot safety.

SHIELDED SPRAYERS

Shielding the boom or individual nozzles can reduce spray drift. Consider using shielded sprayers. Verify that the shields are not interfering with the uniform deposition of the spray on the target area.



FLUMIOXAZIN 51 WDG SELECT™

HERBICIDE

TEMPERATURE AND HUMIDITY

When making applications in hot and dry conditions, use larger droplets to reduce effects of evaporation.

TEMPERATURE INVERSIONS

Drift potential is high during a temperature inversion. Temperature inversions are characterized by increasing temperature with altitude and are common on nights with limited cloud cover and light to no wind. The presence of an inversion can be indicated by ground fog or by the movement of smoke from a ground source or an aircraft smoke generator. Smoke that layers and moves laterally in a concentrated cloud (under low wind conditions) indicates an inversion, while smoke that moves upward and rapidly dissipates indicates good vertical air mixing. Avoid applications during temperature inversions.

WIND

Drift potential generally increases with wind speed. AVOID APPLICATIONS DURING GUSTY WIND CONDITIONS. Applicators need to be familiar with local wind patterns and terrain that could affect spray drift.

Boom-less Ground Applications:

- Setting nozzles at the lowest effective height will help to reduce the potential for spray drift.

Handheld Technology Applications:


- Take precautions to minimize spray drift.

WEEDS CONTROLLED

When **Flumioxazin 51WDG Select** is applied pre-emergence or post-emergence at specified rates and weed stages, the following grasses and broadleaf weeds are controlled:

Table 1. Weeds Controlled by Flumioxazin 51WDG Select

COMMON NAME	SCIENTIFIC NAME
Alyssum, Hoary	<i>Berteroa incana</i>
Amaranth	
Palmer	<i>Amaranthus palmeri</i>
Spiny	<i>Amaranthus spinosus</i>
American Burnweed	<i>Erechtites hieracifolia</i>
Barnyardgrass*	<i>Echinochloa crus-galli</i>
Beggarweed, Florida	<i>Desmodium tortuosum</i>
Bittercress, Hairy	<i>Cardamine hirsuta</i>
Bluegrass, Annual*	<i>Poa annua</i>
Burclover, California	<i>Medicago polymorpha</i>
Carpetweed	<i>Mollugo verticillata</i>
Chamberbitter	<i>Phyllanthus urinaria</i>
Chickweed	
Common	<i>Stellaria media</i>
Mouseear	<i>Cerastium vulgatum</i>




FLUMIOXAZIN 51 WDG SELECT™

HERBICIDE

Table 1. Weeds Controlled by Flumioxazin 51WDG Select (continued)

Crabgrass	
Large*	<i>Digitaria sanguinalis</i>
Smooth*	<i>Digitaria ischaemum</i>
Southern*	<i>Digitaria ciliaris</i>
Croton, Tropic	<i>Croton glandulosus var. septentrionalis</i>
Dandelion*	<i>Taraxacum officinale</i>
Dogfennel	<i>Eupatorium capillifolium</i>
Doveweed	<i>Murdannia nudiflora</i>
Eclipta	<i>Eclipta prostrata</i>
Filaree, Redstem*	<i>Erodium cicutarium</i>
Foxtail	
Bristly*	<i>Setaria verticillata</i>
Giant*	<i>Setaria faberi</i>
Green*	<i>Setaria viridis</i>
Yellow*	<i>Setaria glauca</i>
Galinsoga, Hairy	<i>Galinsoga ciliata</i>
Geranium, Carolina	<i>Geranium carolinianum</i>
Goosegrass*	<i>Eleusine indica</i>
Groundsel, Common	<i>Senecio vulgaris</i>
Groundsel Tree	<i>Baccharis halimifolia</i>
Henbit	<i>Lamium amplexicaule</i>
Horseweed*	<i>Conyza Canadensis</i>
Indigo, Hairy	<i>Indigofera hirsute</i>
Ivy, Ground*	<i>Glechoma hederacea</i>
Jimsonweed	<i>Datura stramonium</i>
Kochia	<i>Kochia scoparia</i>
Kyllinga, Green*	<i>Kyllinga brevifolia</i>
Lady's Thumb	<i>Polygonum persicaria</i>
Lambsquarters, Common	<i>Chenopodium album</i>
Liverwort	<i>Marchantia polymorpha</i>
Lovegrass, California*	<i>Eragrostis diffusa</i>




FLUMIOXAZIN 51 WDG SELECT™

HERBICIDE

Table 1. Weeds Controlled by Flumioxazin 51WDG Select (continued)

Mallow	
Common	<i>Malva neglecta</i>
Little	<i>Malva parviflora</i>
Venice	<i>Hibiscus trionum</i>
Marsh Parsley	<i>Apium leptophyllum</i>
Marsh Yellowcress	<i>Rorippa islandica</i>
Mayweed*	<i>Anthemis cotula</i>
Morningglory	
Entireleaf	<i>Ipomoea hederacea</i> var. <i>integriuscula</i>
Ivyleaf	<i>Ipomoea hederacea</i>
Red/Scarlet	<i>Ipomoea coccinea</i>
Smallflower	<i>Jacquemontia tamnifolia</i>
Tall	<i>Ipomoea purpurea</i>
Moss	<i>Bryum</i> spp.
Mulberry Weed	<i>Fatoua villosa</i>
Mustard	
Tumble	<i>Sisymbrium altissimum</i>
Wild	<i>Brassica kaber</i>
Nightshade	
Black	<i>Solanum nigrum</i>
Eastern Black	<i>Solanum ptycanthum</i>
Hairy	<i>Solanum sarrachoides</i>
Northern Willowherb	<i>Epilobium ciliatum</i>
Panicum	
Fall*	<i>Panicum dichotomiflorum</i>
Texas*	<i>Panicum texanum</i>
Parsley Piert	<i>Alchemilla arvensis</i>
Pearlwort, Birdseye*	<i>Sagina procumbens</i>
Pennycress, Field	<i>Thlaspi arvense</i>
Phyllanthus, Longstalked	<i>Phyllanthus tenellus</i>
Pigweed	
Prostrate	<i>Amaranthus blitoides</i>
Redroot	<i>Amaranthus retroflexus</i>
Smooth	<i>Amaranthus hybridus</i>



FLUMIOXAZIN 51 WDG SELECT™

HERBICIDE

Table 1. Weeds Controlled by Flumioxazin 51WDG Select (continued)

Tumble	<i>Amaranthus albus</i>
Pineapple-weed*	<i>Matricaria matricarioides</i>
Plantain	
Broadleaf*	<i>Plantago major</i>
Buckhorn*	<i>Plantago lanceolate</i>
Poinsettia, Wild	<i>Euphorbia heterophylla</i>
Puncturevine	<i>Tribulus terrestris</i>
Purslane, Common	<i>Portulaca oleracea</i>
Pusley, Florida	<i>Richardia scabra</i>
Ragweed	
Common	<i>Ambrosia artemisiifolia</i>
Giant	<i>Ambrosia trifida</i>
Redmaids	<i>Calandrinia ciliata</i>
Redweed	<i>Melochia corchorifolia</i>
Rocket, Yellow	<i>Barbarea vulgaris</i>
Senna, Coffee	<i>Cassia occidentalis</i>
Sesbania, Hemp	<i>Sesbania exaltata</i>
Shepherd's Purse	<i>Capsella bursa-pastoris</i>
Sida, Prickly (Teaweed)	<i>Sida spinosa</i>
Signalgrass*	<i>Brachiaria platyphylla</i>
Smartweed, Pennsylvania	<i>Polygonum pennsylvanicum</i>
Sowthistle, Annual	<i>Sonchus oleraceus</i>
Spiderwort, Tropical	<i>Commelina benghalensis</i>
Spurge	
Petty	<i>Euphorbia peplus</i>
Prostrate	<i>Euphorbia humistrata</i> Engelm
Spotted	<i>Euphorbia maculata</i>
Starbur, Bristly*	<i>Acanthospermum hispidum</i>
Tassel-flower	<i>Emilia</i> spp.
Thickhead	<i>Crassocephalum crepidioides</i>
Thistle	
Canada*	<i>Cirsium arvense</i>
Russian	<i>Salsola iberica</i>
Velvetleaf	<i>Abutilon theophrasti</i>




Table 1. Weeds Controlled by Flumioxazin 51WDG Select (continued)

Waterhemp	
Common	<i>Amaranthus rudis</i>
Tall	<i>Amaranthus tuberculatus</i>
Woodsorrel, Yellow*	<i>Oxalis stricta</i>

*pre-emergence control only.

DIRECTIONS FOR USE

TO CONTROL FLOATING AND EMERGED WEEDS USING SURFACE APPLICATION

Flumioxazin 51WDG Select will control weeds and algae listed in Table 1 when applied as a broadcast spray with appropriate equipment. For best results, apply **Flumioxazin 51WDG Select** to the foliage of actively growing weeds.

Table 1. Floating and Emerged Weeds

COMMON NAME	SCIENTIFIC NAME
Alligator Weed	<i>Alternanthera philoxeroides</i>
Duckweed*	<i>Lemna</i> spp.
Frog's-bit	<i>Limnobium spongia</i>
Water Fern	<i>Salvinia</i> spp.
Water Lettuce	<i>Pistia stratiotes</i>
Watermeal*	<i>Wolffia</i> spp.
Water Pennywort	<i>Hydrocotyle</i> spp.
Filamentous Algae	<i>Pithophora</i>
Filamentous Algae	<i>Cladophora</i>

*200 ppb water concentration is required to treat duckweed and watermeal – see **DIRECTIONS FOR USE TO CONTROL SUBMERSED AND FLOATING WEEDS USING SUBSURFACE APPLICATIONS** section for additional application information.

Surface Application

Flumioxazin 51WDG Select product as a broadcast spray at 6 - 12 ounces of formulated product per acre plus an adjuvant approved for use in aquatics.

Flumioxazin 51WDG Select is a contact herbicide that quickly degrades in the water column so plants that DO NOT initially come in contact with the herbicide will not be controlled. Apply **Flumioxazin 51WDG Select** in a minimum of 30 gallons of water per acre to all areas of the water body where weeds exist. Coverage is essential for effective control as all floating weeds need to be exposed to lethal concentrations in all parts of the water body. Any untreated escapes or re-introductions of plants that were not treated will reestablish in areas where surface weeds had previously been controlled. If a second application is required to provide control, make the treatment once weeds are first observed, but no sooner than 28 days after the last treatment.


Application of **Flumioxazin 51WDG Select** during early morning hours enhances weed control. When applying to densely packed actively growing surface weeds, ensure adequate coverage. Rapid decomposition of vegetation resulting from herbicide treatment can result in loss of oxygen in water. A sudden decrease in dissolved oxygen can result in fish suffocation. If aquatic vegetation is dense, treat floating surface weeds in sections to avoid a rapid decrease in dissolved oxygen.

Flumioxazin 51WDG Select may be tank mixed with 2,4-D, diquat, glyphosate or other registered foliar applied herbicides for enhanced control of floating and emergent weeds.

Consult a manufacturer's label for specific rate restrictions and weeds controlled. Always follow the most restrictive label restrictions and precautions for all products used when making an application involving tank mixes.



PRIME SOURCE



FLUMIOXAZIN 51 WDG SELECT™

HERBICIDE

Application Equipment

Apply **Flumioxazin 51WDG Select** with sprayers equipped with nozzles designed to deliver the desired spray pressure and spray volume. Apply by backpack or handgun sprayer, airboat, helicopter, airplane or other application equipment that will ensure thorough coverage of target plant foliage.

Restrictions:

- **DO NOT** apply more than 12 oz. (0.383 lb. a.i.) per acre per single application.
- **DO NOT** apply more than 24 oz. (0.765 lb. a.i.) per acre per year.
- **DO NOT** apply more than 2 applications per acre per year.
- **DO NOT** re-apply **Flumioxazin 51WDG Select** within 28 days.

DIRECTIONS FOR USE

IN ESTABLISHED CONTAINER AND FIELD GROWN CONIFERS (INCLUDING CHRISTMAS TREES)

Apply **Flumioxazin 51WDG Select** as a single or split application to established container and field grown conifers, which includes applications to Christmas tree plantations. The conifers listed in Table 2 have exhibited tolerance to **Flumioxazin 51WDG Select** only when the product is applied to dormant or hardened off plant material. If applied over the top of plant foliage, apply **Flumioxazin 51WDG Select** before spring bud break or after conifers have sufficiently hardened off. During periods of cool, cloudy weather, use caution to ensure conifers have hardened off prior to herbicide application. **DO NOT** apply to conifers within 1 year of seedling emergence.

Pre-Emergence Application

Apply 8 - 12 oz. (0.25 - 0.38 lb. a.i./A) of **Flumioxazin 51WDG Select** per broadcast acre before weeds emerge. Apply to weed free, established conifers grown in containers or in the field (in ground). If possible, irrigate treated area with 0.5 - 0.75 inch of water immediately following application. Spray **Flumioxazin 51WDG Select** directly over conifers listed in Table 2, provided bud break has not occurred or plants are hardened off. Needle burn may be observed on new flush if plants are actively growing at time of application. However, **Flumioxazin 51WDG Select** will typically not effect subsequent growth. If conifers are not dormant or hardened off at time of application, and foliar injury cannot be tolerated, apply **Flumioxazin 51WDG Select** as a directed spray, taking care to minimize direct contact or drift of sprays onto foliage. Mechanically incorporating **Flumioxazin 51WDG Select** after application will disturb soil surfaces, which may reduce herbicidal efficacy. When applied before weed germination, **Flumioxazin 51WDG Select** will control broadleaf and grassy weeds listed in Table 1.

Post-Emergence Application

Apply 8 - 12 oz. (0.25 - 0.38 lb. a.i./A) of **Flumioxazin 51WDG Select** per broadcast acre after weeds have emerged. **Flumioxazin 51WDG Select** may be sprayed directly over conifers listed in Table 2, provided bud break has not occurred or plants are hardened off. Needle burn may be observed on new flush if plants are actively growing at time of application. However, **Flumioxazin 51WDG Select** will typically not affect subsequent growth. If conifers are not dormant or hardened off at the time of application, and foliar injury cannot be tolerated, apply **Flumioxazin 51WDG Select** as a directed spray, taking care to minimize direct contact or drift of sprays onto foliage.

If applied when weeds are actively growing and no larger than 2 inches in height, **Flumioxazin 51WDG Select** will provide post-emergence control of broadleaf weeds and grasses listed in Table 1. Post-emergence control of **Flumioxazin 51WDG Select** may be more effective with certain weed species, and may not control mature, stressed or hardened off weeds that are not actively growing at the time of application.

Tank Mixtures For Container And Field Grown Conifers


Tank mixing **Flumioxazin 51WDG Select** with other pre-emergence and post-emergence herbicides registered for use on conifers may provide a broader spectrum of weed control than **Flumioxazin 51WDG Select** applied alone, **Flumioxazin 51WDG Select** may also be applied as part of a post-emergence burndown program for control of annual and perennial weeds. Tank mixing **Flumioxazin 51WDG Select** with glyphosate will increase the speed of burndown compared to glyphosate applied alone.

Flumioxazin 51WDG Select may be tank mixed with products containing the following active ingredients labeled for use in conifers:

Clethodim	glyphosate*	oryzalin	prodiamine	simazine*
-----------	-------------	----------	------------	-----------

***DO NOT** apply glyphosate or simazine to containerized ornamentals.

IMPORTANT: It is the pesticide user's responsibility to ensure that all products are registered for the intended use. Read and follow the applicable restrictions and limitations and directions for use on all product labels involved in tank mixing. Users must follow the most restrictive directions for use and precautionary statements of each product in the tank mixture.



FLUMIOXAZIN 51 WDG SELECT™

HERBICIDE

Tolerant Conifers


Apply **Flumioxazin 51WDG Select** to the conifer species listed in Table 2. If a desired conifer species is not listed in Table 2, evaluate the safety of **Flumioxazin 51WDG Select** on a small number of plants under commercial growing conditions, and monitor plant response for 4 - 6 weeks for phytotoxicity. Testing **Flumioxazin 51WDG Select** on a small number of plants will determine if this product can be used safely on a widespread basis.

Restrictions

- **DO NOT** apply more than 12 oz. (0.383 lb. a.i.) per acre per single application.
- **DO NOT** apply more than 24 oz. (0.765 lb. a.i.) per acre per year.
- **DO NOT** apply more than 2 applications at 12 oz. (0.383 lb. a.i./A) or 3 applications at 8 oz. (0.255 lb. a.i.) per acre per year.
- **DO NOT** re-apply **Flumioxazin 51WDG Select** within 30 days.

Table 2. Tolerant Conifers

COMMON NAME	SCIENTIFIC NAME
Arborvitae	
American	<i>Thuja occidentalis</i>
Oriental	<i>Thuja orientalis</i>
Fir	
Concolor	<i>Abies concolor</i>
Cork Bark	<i>Abies lasiocarpa</i>
Douglas	<i>Pseudotsuga menziesii</i>
Fraser	<i>Abies fraseri</i>
Grand	<i>Abies grandis</i>
Noble	<i>Abies procera</i>
Turkish	<i>Abies bornmuelleriana</i>
Hemlock	
Eastern	<i>Tsuga canadensis</i>
Western	<i>Tsuga heterophylla</i>
Juniper	
Blue Star	<i>Juniperus scopularum</i>
Creeping	<i>Juniperus horizontalis</i>
Japanese Garden	<i>Juniperus chinensis</i>
Tamarix	<i>Juniperus sabina</i>




FLUMIOXAZIN 51 WDG SELECT™

HERBICIDE

Table 2. Tolerant Conifers (continued)

Pine	
Austrian	<i>Pinus nigra</i>
Eastern White	<i>Pinus strobus</i>
Jack	<i>Pinus banksiana</i>
Japanese Black	<i>Pinus thunbergiana</i>
Loblolly	<i>Pinus taeda</i>
Lodgepole	<i>Pinus contorta</i>
Longleaf	<i>Pinus palustris</i>
Mugo	<i>Pinus mugo</i>
Ponderosa	<i>Pinus ponderosa</i>
Sand	<i>Pinus clausa</i>
Scotch	<i>Pinus sylvestris</i>
Shortleaf	<i>Pinus echinata</i>
Slash	<i>Pinus elliotii</i>
Virginia	<i>Pinus virginiana</i>
Spruce	
Blue	<i>Picea pungens</i>
Dwarf Alberta	<i>Picea glauca conica</i>
Norway	<i>Picea abies</i>
Sitka	<i>Picea sitchensis</i>
Yew	
English	<i>Taxus baccata</i>
Japanese	<i>Taxus cuspidata</i>



FLUMIOXAZIN 51 WDG SELECT™

HERBICIDE

DIRECTIONS FOR USE

TO CONTROL SUBMERSED AND FLOATING WEEDS USING SUBSURFACE APPLICATIONS

This product controls submersed and floating weeds listed in Table 2, Submersed and Floating Weeds Controlled by Subsurface Application, when applied subsurface with appropriate equipment.

Table 2. Submersed and Floating Weeds Controlled by Subsurface Application

COMMON NAME	SCIENTIFIC NAME
Coontail	<i>Ceratophyllum demersum</i>
Duckweed*	<i>Lemna spp.</i>
Fanwort	<i>Cabomba caroliniana</i>
Hydrilla	<i>Hydrilla verticillata</i>
Hygrophila	<i>Hygrophila polysperma</i>
Naiad, Southern	<i>Najas guadalupensis</i>
Pondweed, Curlyleaf	<i>Potamogeton crispus</i>
Pondweed, Sago	<i>Potamogeton pectinatus</i>
Pondweed, Variable-Leaf	<i>Potamogeton diversifolius</i>
Water Fern	<i>Salvinia spp.</i>
Water Lettuce	<i>Pistia stratiotes</i>
Watermeal	<i>Wolffia spp.</i>
Watermilfoil, Eurasian	<i>Myriophyllum spicatum</i>
Watermilfoil, Variable-Leaf	<i>Myriophyllum heterophyllum</i>


Subsurface Application

Apply this product at a rate that will produce an initial concentration of 200 to 400 ppb (of active ingredient flumioxazin) in the water column.

This product is rapidly absorbed by target plants, but also breaks down quickly in water with a pH greater than 8.5. The pH of water surrounding mats of submersed vegetation can exceed 8.5 by early to mid-day, due to photosynthetic processes. Application of this product under these conditions may provide only partial weed control, and regrowth is likely. For best control, apply this product in a minimum of 30 gallons of water per acre in the early morning to actively growing weeds and early in the season before surface matting occurs. Complete coverage and sufficient contact time of submersed weeds with this product is required for optimal performance. Application of this product with subsurface trailing hoses designed to distribute the herbicide within the plant stand will provide more effective and longer term control of submersed weeds. Use Table 3, Subsurface Application Rates to determine the amount of this product needed to achieve desired concentration at different water depths. Use higher concentrations when weed biomass is heavy and/or weeds are more mature and topped out. Any untreated plants that are left in the water column can re-infest treated areas that had previously been controlled. If a second application is required to provide control, it is recommended that a treatment be made once the return of these weeds is first observed, but no sooner than 28 days after the last treatment.

When applying this product to densely packed actively growing submersed weeds, a rapid decomposition of vegetation resulting from herbicide treatment can result in loss of oxygen in water. A sudden decrease in dissolved oxygen can result in fish suffocation. If aquatic vegetation is dense, treat submersed weeds in sections to avoid a rapid decrease in dissolved oxygen.

This product may be tank mixed with other registered submersed applied herbicides for enhanced control of submersed and floating weeds.



FLUMIOXAZIN 51 WDG SELECT™

HERBICIDE

Application Equipment For Water Column Treatment

To improve distribution in the water column and ensure adequate coverage, when possible apply this product with subsurface trailing hoses in order to place the herbicide under the surface and throughout the biomass of aquatic vegetation. Keep swath width to a minimum in order to maximize contact with submersed aquatic vegetation. In small shallow water bodies, surface sprays may be required to apply this product. Apply by backpack or handgun sprayer or other application equipment that will ensure adequate coverage of target plant.

Information On *Hydrilla* Control In Florida

Apply this product as a subsurface treatment for *Hydrilla* control. For best control of *Hydrilla* apply during the late Winter/early Spring and/or early to late Fall. Efficacy of this product will be enhanced at these timings due to lower potential biomass present and lower pH of the water. If applied to mature topped out *Hydrilla*, this product will cause some discoloration and loss of growing tips, but regrowth will be rapid.

Tank mix this product with other registered herbicides, especially if *Hydrilla* is approaching maturity or biomass is heavy.

Table 3. Subsurface Application Rates

DO NOT exceed 400 ppb of this product during any one application.

Water Depth (feet)	Pounds of Flumioxazin 51WDG Select Required Per Surface Acre to Achieve Desired Water Concentration		
	200 ppb	300 ppb	400 ppb
1	1.1 (0.561 lb. a.i.)	1.6 (0.816 lb. a.i.)	2.1 (1.071 lb. a.i.)
2	2.1 (1.071 lb. a.i.)	3.2 (1.632 lb. a.i.)	4.2 (2.142 lb. a.i.)
3	3.2 (1.632 lb. a.i.)	4.8 (2.448 lb. a.i.)	6.4 (3.264 lb. a.i.)
4	4.2 (2.142 lb. a.i.)	6.4 (3.264 lb. a.i.)	8.5 (4.335 lb. a.i.)
5	5.3 (2.703 lb. a.i.)	8.0 (4.08 lb. a.i.)	10.6 (5.406 lb. a.i.)
6	6.4 (3.264 lb. a.i.)	9.5 (4.845 lb. a.i.)	12.7 (6.477 lb. a.i.)
7	7.4 (3.774 lb. a.i.)	11.1 (5.661 lb. a.i.)	14.8 (7.548 lb. a.i.)

Example: To achieve an initial concentration of 200 ppb of flumioxazin in a 4 foot deep water column, apply 4.2 lbs. (2.142 lb. a.i.) of this product per surface acre.

Restrictions:

- **DO NOT** apply more than 400 ppb of this product per single application.
- **DO NOT** apply more than 90.58 lb. a.i. per year.
- **DO NOT** apply more than 12 applications per acre per year.
- **DO NOT** re-apply **Flumioxazin 51WDG Select** within 28 days.
- Not for homeowner use.


DIRECTIONS FOR USE

IN CONTAINER AND FIELD GROWN DECIDUOUS TREES AND NON-BEARING FRUIT AND NON-BEARING NUT TREES

Apply **Flumioxazin 51WDG Select** as single or split application to container and field grown deciduous trees with an established root system. The deciduous trees listed in Table 3 have exhibited tolerance to **Flumioxazin 51WDG Select** only when applied to the soil and base of plants. Application of **Flumioxazin 51WDG Select** to deciduous foliage or green bark may result in unacceptable injury.

Apply **Flumioxazin 51WDG Select** to established (or transplanted) container and field grown deciduous trees. **DO NOT** apply to trees that are less than 1 year old or have been transplanted less than 1 year, unless completely protected by non-porous wraps, grow tubes, waxed protectors or other forms of protection to young foliage and/or bark. **DO NOT** harvest fruit or nuts from treated trees within 1 year of application.

IMPORTANT: Direct application of **Flumioxazin 51WDG Select** to the soil surface and away from plant foliage and bark. Avoid direct spray contact on plant surfaces, foliage and green bark or injury may result. Application of **Flumioxazin 51WDG Select** after bud swell may cause injury if herbicide contacts foliage. **DO NOT** apply under environmental conditions that favor drift to non-targeted areas.



FLUMIOXAZIN 51 WDG SELECT™

HERBICIDE

Pre-Emergence Application

Apply 8 - 12 oz. (0.25 - 0.38 lb. a.i./A) of **Flumioxazin 51WDG Select** per broadcast acre as a pre-emergence (to weed emergence) application.

Apply **Flumioxazin 51WDG Select** to weed free deciduous trees grown in containers or in the field (in-ground). If possible, irrigate treated area with 0.5 to 0.75 inch of water immediately following application and apply **Flumioxazin 51WDG Select** to the soil surface and base of deciduous trees, provided that direct and indirect (drift) applications to plant foliage, flowers and green bark does not occur. Mechanically incorporating **Flumioxazin 51WDG Select** will disturb soil surfaces, which may reduce herbicidal efficacy. Use spray shields that limit exposure of foliage and bark to **Flumioxazin 51WDG Select**. When applied before weed germination, this product will control broadleaf and grassy weeds listed in Table 1.

Post-Emergence Application

Apply 8 - 12 oz. (0.25 - 0.38 lb. a.i./A) of **Flumioxazin 51WDG Select** per broadcast acre plus an adjuvant (0.25% v/v non-ionic surfactant or 1 qt./A crop oil concentrate). Make post-emergence (to weed emergence) applications of **Flumioxazin 51WDG Select** when weeds are actively growing and are no larger than 2 inches in height. The addition of a surfactant enhances **Flumioxazin 51WDG Select** activity on emerged weeds. Thorough spray coverage is necessary to maximize the post-emergence activity of **Flumioxazin 51WDG Select**. When applied after weed germination, **Flumioxazin 51WDG Select** will provide pre-emergence and post-emergence control of broadleaf weeds and grasses listed in Table 1. If plant injury is a concern, use a spray shield to limit the exposure of trees to **Flumioxazin 51WDG Select**.

Post-emergence control of **Flumioxazin 51WDG Select** may be more effective with certain weed species, and may not control mature, stressed or hardened off weeds that are not actively growing at the time of application.

Tank Mixtures For Field And Container Grown Deciduous Trees

Tank mixing **Flumioxazin 51WDG Select** with other pre-emergence and post-emergence herbicides registered for use on deciduous trees may provide a broader spectrum of weed control than this product alone. **Flumioxazin 51WDG Select** may also be applied as part of a post-emergence burndown program of control of annual and perennial weeds. Tank mixing **Flumioxazin 51WDG Select** with glyphosate will increase the speed of burndown compared to glyphosate applied alone. Tank mix **Flumioxazin 51WDG Select** with products containing the following active ingredient labeled for use in deciduous trees:

Clethodim	glyphosate*	metolachlor	oryzalin	Pendimethalin	proflaminate	simazine*
-----------	-------------	-------------	----------	---------------	--------------	-----------

***DO NOT** apply glyphosate or simazine to containerized plants.

IMPORTANT: Completely read and follow the label of any herbicides mixed with **Flumioxazin 51WDG Select**. When tank mixing this product with other herbicides, always follow the most restrictive limitations and precautions on the label of any tank mix partner.

Tolerant Deciduous Trees, Non-Bearing Fruit And Non-Bearing Nut Trees

Apply **Flumioxazin 51WDG Select** as a directed spray to the deciduous, non-bearing fruit and non-bearing nut trees species listed in Table 3. If a desired tree species is not listed in Table 3, evaluate the safety of **Flumioxazin 51WDG Select** on a small number of plants under commercial growing conditions and monitor plant response for 4 - 6 weeks for phytotoxicity. Testing this product on a small number of plants will determine if this product can be used safely on a widespread basis.

Restrictions

- **DO NOT** apply more than 12 oz. (0.383 lb. a.i.) per acre per single application.
- **DO NOT** apply more than 24 oz. (0.765 lb. a.i.) per acre per year.
- **DO NOT** apply more than 2 applications at 12 oz. (0.383 lb. a.i.) or 3 applications at 8 oz. (0.255 lb. a.i.) per acre per year.
- **DO NOT** re-apply **Flumioxazin 51WDG Select** within 30 days.





Table 3. Tolerant Deciduous Tree Species

COMMON NAME	SCIENTIFIC NAME
Apricot*	<i>Prunus</i> spp.
Ash	<i>Fraxinus</i> spp.
Birch	<i>Betula</i> spp.
Buckeye	<i>Aesculus</i> spp.
Cherry*	<i>Prunus</i> spp.
Chestnut	<i>Castanea</i> spp.
Citrus*	<i>Citrus</i> spp.
Dogwood	<i>Comus</i> spp.
Eucalyptus	<i>Eucalyptus</i> spp.
Ginkgo	<i>Ginkgo</i> spp.
Hawthorn	<i>Crataegus</i> spp.
Honeylocust	<i>Gleditsia</i> spp.
Larch	<i>Larix</i> spp.
Lilac	<i>Syringa</i> spp.
Maple**	<i>Acer</i> spp.
Myrtle, Crepe	<i>Lagerstroemia indica</i>
Oak	<i>Quercus</i> spp.
Poplar	<i>Populus</i> spp.
Peach*	<i>Prunus</i> spp.
Plum*	<i>Prunus</i> spp.
Pecan*	<i>Carya</i> spp.
Redbud	<i>Cercis canadensis</i>
Sweetgum	<i>Liquidambar styraciflua</i>
Sycamore	<i>Platanus</i> spp.
Walnut, Black	<i>Juglans nigra</i>
Willow	<i>Salix</i> spp.

*Non-bearing trees only.

**Not for use on maple trees used for production of maple sap or syrup.



FLUMIOXAZIN 51 WDG SELECT™

HERBICIDE

DIRECTIONS FOR USE

AROUND ESTABLISHED WOODY LANDSCAPE ORNAMENTALS AND TO MAINTAIN BARE GROUND NON-CROP AREAS

In residential and commercial landscapes, application of **Flumioxazin 51WDG Select** must be done by commercial licensed applicators. Application of **Flumioxazin 51WDG Select** in the vicinity of ornamental plants is limited to directed sprays around well-established woody shrubs and trees including azalea, euonymus, holly, and the conifers and deciduous trees listed in Tables 2 and 3.

Apply **Flumioxazin 51WDG Select** to maintain bare ground in non-crop areas in apartment complexes, fence rows, gravel surfaces, ground mats, golf courses, lumberyards, office complexes, parks, parking areas, recreational sites, schools, sidewalks, storage areas and other similar industrial sites. **DO NOT** apply **Flumioxazin 51WDG Select** within any enclosed structure in residential or commercial landscapes.

Flumioxazin 51WDG Select offers post-emergence and residual control of susceptible grasses and broadleaf weeds, as well as additional mode of action to assist in the control of resistant weeds. The length of residual control is dependent on the rate applied, rainfall and temperature. Length of residual control will decrease as temperature and precipitation increase.

IMPORTANT: Contact with spray or spray drift of this product may cause severe injury or destruction of certain desirable plants, especially herbaceous species including bedding plants or direct seeded annual and perennial flowers. Therefore, **DO NOT** apply this product over the top of ornamental plants growing in the landscape, and **DO NOT** allow spray of this product to contact, drift or splash from soil onto the foliage, green stems, exposed roots or fruit of desirable plants. Avoid application of this product under conditions that favor drift of sprays onto desired ornamentals or turfgrass. Limit the plant exposure to this product applying this product near desirable plants.

DO NOT apply this product around landscape ornamentals until plants have been actively growing for at least 30 days after transplanting, or for at least 2 months before ornamentals will be planted into treated areas.

Pre-Emergence Application (No Weeds Are Present)

Mix 0.12 – 0.25 oz. (0.004 – 0.008 lb. a.i.) of **Flumioxazin 51WDG Select** per gal. (10 oz./A) of spray solution, and apply 1 gal. of spray solution to 500 - 1,000 sq. ft. (10 oz./A) prior to weed germination (see CALIBRATION TABLE for backpack sprayers). Apply **Flumioxazin 51WDG Select** to weed free soil, mulch or gravel surfaces. Moisture is necessary to activate **Flumioxazin 51WDG Select** on soil for residual weed control. When applied before weed germination, this product will control the broadleaf weeds and grasses listed in Table 1.

Established landscape ornamentals have shown tolerance to **Flumioxazin 51WDG Select** only when applied to the soil at the base of the plant. For maximum plant safety when using around desirable ornamentals, direct applications of **Flumioxazin 51WDG Select** to the soil, and leave a sufficient untreated buffer to ensure spray solution does not contact desired plants. **DO NOT** harvest fruit or nuts from treated trees within 1 year of application.

Post-Emergence Application (Weeds Are Present)

Mix 0.12 – 0.25 oz. (0.004 – 0.008 lb. a.i.) of **Flumioxazin 51WDG Select** per gal. (10 oz./A) and apply 1 gal. of spray solution to 500 - 1,000 sq. ft. to actively growing weeds (see CALIBRATION TABLE for backpack sprayers). Tank mixing **Flumioxazin 51WDG Select** with glyphosate will increase the spectrum of post-emergent weed control over this product alone, provide faster post-emergence weed control than glyphosate alone, and provide pre and post-emergence control of the broadleaf weeds and grasses listed in Table 1.

Established landscape ornamentals have shown tolerance to applications of **Flumioxazin 51WDG Select** plus glyphosate only when applied to the soil at the base of the plant, and sprays **DO NOT** directly contact or drift onto desirable plants. For maximum plant safety when using around desirable ornamentals, direct applications of **Flumioxazin 51WDG Select** plus glyphosate towards the soil, and leave a sufficient non-treated buffer to ensure spray solution does not contact desired plants.


Thorough spray coverage of weeds is necessary to maximize weed control. Spray coverage must be uniform, but **DO NOT** spray to the point of runoff.

DO NOT harvest fruit or nuts from treated trees within 1 year of application.

IMPORTANT: Completely read and follow the glyphosate label. When tank mixing **Flumioxazin 51WDG Select** with other products, always follow the most restrictive use conditions on either label.

Restriction

- **DO NOT** apply more than 10 oz. (0.32 lb. a.i.) per acre per single application.
- **DO NOT** apply more than 20 oz. (0.64 lb. a.i.) per acre per year.
- **DO NOT** apply more than 2 applications per year.
- **DO NOT** re-apply **Flumioxazin 51WDG Select** within 30 days.



FLUMIOXAZIN 51 WDG SELECT™

HERBICIDE

DIRECTIONS FOR USE

TO MAINTAIN BARE GROUND NON-CROP AREAS IN AND AROUND ORNAMENTAL NURSERIES

Flumioxazin 51WDG Select, when used as directed, can be used for non-selective vegetation control to maintain bare ground non-crop areas that must be kept weed-free. Apply **Flumioxazin 51WDG Select** only to:

- Bare ground areas around buildings and other structures. **DO NOT** apply within any enclosed structure.
- Bare ground along fence rows.
- Gravel surfaces and driveways.
- Ground matting and gravel pads prior to the addition of containerized plants (conifers, deciduous trees and ornamentals).

IMPORTANT: Follow all applicable directions as outlined above under Product Information. See Table 1 for a list of grasses and broadleaf weeds controlled by **Flumioxazin 51WDG Select**.

Flumioxazin 51WDG Select offers residual and post-emergence control of susceptible grasses and broadleaf weeds as well as additional mode of action to assist in the control of resistant weeds. The length of residual control is dependent on the rate applied as well as on rainfall and temperature conditions. Length of residual control will decrease as temperature and precipitation increase.

Pre-Emergence Application

Apply 8 - 12 oz. (0.25 - 0.38 lb. a.i./A) of **Flumioxazin 51WDG Select** per broadcast acre as a pre-emergence application. Make pre-emergence (to weed emergence) applications of **Flumioxazin 51WDG Select** to weed free surfaces. Moisture is necessary to activate **Flumioxazin 51WDG Select** for residual weed control. Dry weather following application of **Flumioxazin 51WDG Select** may reduce effectiveness. However, when adequate moisture is received after dry conditions, this product will control susceptible germinating weeds.

Post-Emergence Application

Apply 8 - 12 oz. (0.25 - 0.38 lb. a.i./A) of **Flumioxazin 51WDG Select** per broadcast acre plus a surfactant (0.25% v/v non-ionic surfactant or 1 qt./A crop oil concentrate). The addition of a surfactant enhances **Flumioxazin 51WDG Select** activity on emerged weeds. Thorough spray coverage is necessary to maximize the post-emergence activity of this product. Emerged weeds are controlled post-emergence with **Flumioxazin 51WDG Select**, however, translocation of this product within a weed is limited, and control is affected by spray coverage and by the addition of a surfactant. The most effective post-emergence weed control with **Flumioxazin 51WDG Select** occurs when applied in combination with a surfactant to weeds less than 2 inches in height.

Restrictions

- **DO NOT** apply more than 12 oz. (0.383 lb. a.i.) per acre per single application.
- **DO NOT** apply more than 24 oz. (0.765 lb. a.i.) per acre per year.
- **DO NOT** apply more than 2 applications at 12 oz. (0.383 lb. a.i.) or 3 applications at 8 oz. (0.255 lb. a.i.) per acre per year.
- **DO NOT** re-apply **Flumioxazin 51WDG Select** within 30 days.

DIRECTIONS FOR USE


TO MAINTAIN BARE GROUND NON-CROP AREAS

Flumioxazin 51WDG Select can be used for non-selective vegetation management to maintain bare ground non-crop areas that must be kept free of weed. Apply **Flumioxazin 51WDG Select** only to:

- Bare ground areas under guard rails, above-ground pipelines, railroad beds, railroad yards and surrounding areas
- Bare ground areas in parking lots and storage areas, industrial plant sites, substations, pumping stations, and tank farms
- Bare ground areas of airports, brick yards, industrial plant sites, lumber yards, military installations, and storage areas
- Bare ground areas around farm buildings and along ungrazed fence rows, wind breaks and shelter belts
- Improved roadside areas, road surfaces, and gravel shoulders

Follow all applicable directions as outlined above under Product Information. See Table 1 for a list of broadleaf weeds and grasses controlled by **Flumioxazin 51WDG Select**.

Flumioxazin 51WDG Select provides residual and post-emergence control of susceptible broadleaf and grass weed species as well as additional mode of action to assist in the control of ALS (acetolactate synthase) resistant weeds. The timing of residual of control depends on the application rate, as well as on rainfall and temperature conditions. The length of control will be reduced as temperature and precipitation increase.



FLUMIOXAZIN 51 WDG SELECT™

HERBICIDE

Pre-Emergence Application

Make a pre-emergence application of 8 to 12 oz. (0.25 - 0.38 lb. a.i./A) of **Flumioxazin 51WDG Select** per broadcast acre. Make pre-emergence (up to weed emergence) applications of **Flumioxazin 51WDG Select** to surfaces that are free of weeds. Pre-emergence applications of **Flumioxazin 51WDG Select** must be completed before weeds emerge. For residual weed control and optimal performance on soil, moisture is necessary to activate **Flumioxazin 51WDG Select**. Dry weather or lack of moisture following application of **Flumioxazin 51WDG Select** may reduce effectiveness. When adequate moisture is received after dry conditions, this product will control susceptible weeds that are germinating.

Post-Emergence Application

Make a post-emergence application of 8 to 12 oz. (0.25 - 0.38 lb. a.i./A) of **Flumioxazin 51WDG Select** per broadcast acre plus a surfactant (0.25% v/v non-ionic surfactant or 1 qt./A crop oil concentrate). Adding a surfactant enhances the activity of **Flumioxazin 51WDG Select** on emerged weeds. Thorough spray coverage is necessary to maximize the post-emergence activity of this product. Weeds that have emerged are controlled with a post-emergence application of **Flumioxazin 51WDG Select**. However, translocation of this product within a weed is limited, and control is improved by ensuring thorough spray coverage and by the addition of a surfactant. The most effective post-emergence weed control with **Flumioxazin 51WDG Select** results when application is made in combination with a surfactant and to weeds that are less than 2 inches in height.

Tank Mix Applications

Tank mixtures with other pre- and post-emergence herbicides registered for use in non-crop areas provide a broader spectrum of weed control in addition to weeds controlled by **Flumioxazin 51WDG Select** used alone, **Flumioxazin 51WDG Select** must be tank mixed with other herbicides registered for use in bare ground vegetation management, (non-crop uses) including, but not limited to those products listed below.

Tank Mixture Combinations For Non-Selective Vegetation Management Weed Control


2,4-D	Glyphosate	Oryzalin	Sulfometuron methyl
Bromacil	Hexazinone	Pendimethalin	Tebuthiuron
Chlorsulfuro	Imazapic	Picloram	Triclopyr
Clorpyralid	Imazapyr	Pramitol	
Dicamba	Metsulfuron methyl	Prodiamine	
Diuron	Norfurazon	Simazine	

IMPORTANT:

It is the pesticide user's responsibility to ensure that all products are registered for the intended use. Read and follow the applicable restrictions and limitations and directions for use on all product labels involved in tank mixing. Users must follow the most restrictive directions for use and precautionary statements of each product in the tank mixture.

Restrictions

- **DO NOT** apply more than 12 oz. (0.383 lb. a.i.) per acre per single application.
- **DO NOT** apply more than 24 oz. (0.765 lb. a.i.) per acre per year.
- **DO NOT** make more than 2 applications at 12 oz. (0.383 lb. a.i.) or 3 applications at 8 oz. (0.255 lb. a.i.) per acre per year.
- **DO NOT** make an additional application of **Flumioxazin 51WDG Select** within 30 days.



FLUMIOXAZIN 51 WDG SELECT™

HERBICIDE

DIRECTIONS FOR USE IN CONIFER RE-FORESTATION SITES FOLLOWING TIMBER HARVEST Not for use in California.

Flumioxazin 51WDG Select is a pre-emergence and post-emergence herbicide for control of selected grass and broadleaf weeds in conifer re-forestation sites following timber harvest operations. Apply **Flumioxazin 51WDG Select** as a site preparation treatment prior to transplanting of conifers or as a conifer release treatment after stand establishment.

Site Preparation – Application Before Transplanting

Apply 8 - 12 oz. of **Flumioxazin 51WDG Select** per acre. Transplant operations must take place at least 3 months after application. To obtain optimal weed control, apply **Flumioxazin 51WDG Select** before weed emergence or after a burndown herbicide has controlled existing vegetation. If existing weed canopy is less than 40%, tank mix **Flumioxazin 51WDG Select** with a burndown herbicide to provide pre-emergence weed control.

Apply **Flumioxazin 51WDG Select** in at least 10 gals. of water per acre to achieve uniform spray coverage using ground or aerial spray equipment.

Conifer Release Treatments – Applications Only Within 3 Years After Transplanting

Apply 8 - 12 oz. of **Flumioxazin 51WDG Select** per acre over the top of trees prior to budbreak in the spring or after dormancy in fall. **DO NOT** apply **Flumioxazin 51WDG Select** over the top of trees after budbreak or needle spotting and defoliation may occur. **Flumioxazin 51WDG Select** should not affect new growth of trees. See Table 4 for a list of tolerant conifers for over the top treatments.

TANK MIXING – Conifer Release Treatments

Certain liquid formulations of other pesticides may increase the post-emergence activity of **Flumioxazin 51WDG Select**, but may also increase the potential for injury when applied over the top of various plants. Therefore, tank mixtures of these materials with **Flumioxazin 51WDG Select** may be more injurious than this product applied alone and need to be tested to determine if they can be used safely on a widespread basis.


ADJUVANTS – Conifer Release Treatments

When using as a Conifer Release Treatment, **DO NOT** mix **Flumioxazin 51WDG Select** with any adjuvant or fertilizer.

IMPORTANT: When applied as directed, the conifers listed in Table 4 have shown tolerance to **Flumioxazin 51WDG Select**. However, **Flumioxazin 51WDG Select** is a very active herbicide and the user must exercise responsible judgment and caution until familiarity is gained with this product. If a desired conifer species is not listed in Table 4, evaluate the safety of **Flumioxazin 51WDG Select** on a small number of plants under commercial growing conditions, and monitor plant response for 4 - 6 weeks for phytotoxicity. Test this product on a small number of plants to determine if this product can be used safely on a widespread basis. **DO NOT** apply **Flumioxazin 51WDG Select** over the top of conifers until trees have been growing in the treated area for at least 1 year. The use of nylon mesh wraps, commonly used to deter animal browsing, may increase plant injury if placed on plants after over the top application of **Flumioxazin 51WDG Select**.

Restrictions

- **DO NOT** apply more than 12 oz. (0.383 lb. a.i.) per acre per single application.
- **DO NOT** apply more than 24 oz. (0.765 lb. a.i.) per acre per year.
- **DO NOT** apply more than 2 applications at 12 oz. (0.383 lb. a.i.) or 3 applications at 8 oz. (0.255 lb. a.i.) per acre per year.
- **DO NOT** re-apply **Flumioxazin 51WDG Select** within 30 days.




FLUMIOXAZIN 51 WDG SELECT™

HERBICIDE

Table 4. Tolerant Conifer Tree Species: Common

COMMON NAME	SCIENTIFIC NAME
Fir	
Concolor	<i>Abies concolor</i>
Cork Bark	<i>Abies lasiocarpa</i>
Douglas	<i>Pseudotsuga menziesii</i>
Fraser	<i>Abies fraseri</i>
Grand	<i>Abies grandis</i>
Noble	<i>Abies procera</i>
Turkish	<i>Abies bornmuelleriana</i>
Hemlock	
Eastern	<i>Tsuga canadensis</i>
Western	<i>Tsuga heterophylla</i>
Tamarix	<i>Juniperus sabina</i>
Pine	
Austrian	<i>Pinus nigra</i>
Eastern White	<i>Pinus strobus</i>
Jack	<i>Pinus banksiana</i>
Japanese Black	<i>Pinus thunbergiana</i>
Loblolly	<i>Pinus taeda</i>
Lodgepole	<i>Pinus contorta</i>
Longleaf	<i>Pinus palustris</i>
Mugo	<i>Pinus mugo</i>
Ponderosa	<i>Pinus ponderosa</i>
Sand	<i>Pinus clausa</i>
Scotch	<i>Pinus sylvestris</i>
Shortleaf	<i>Pinus echinata</i>
Slash	<i>Pinus elliottii</i>
Virginia	<i>Pinus virginiana</i>
Spruce	
Blue	<i>Picea pungens</i>
Dwarf Alberta	<i>Picea glauca conica</i>
Norway	<i>Picea abies</i>
Sitka	<i>Picea sitchensis</i>



FLUMIOXAZIN 51 WDG SELECT™

HERBICIDE

DIRECTIONS FOR USE IN POPLAR PLANTATIONS AND TIMBER RE-FORESTATION SITES Not for use in California.

Flumioxazin 51WDG Select is a pre-emergence and post-emergence herbicide for control of selected grass and broadleaf weeds in poplar plantations and timber re-forestation sites following timber harvest operations. **Flumioxazin 51WDG Select** may be used as a site preparation treatment prior to transplanting of trees or as a release treatment after stand establishment.

Site Preparation – Application Before Transplanting

Apply 8 - 12 oz. of **Flumioxazin 51WDG Select** per acre. Transplant operations must take place at least 3 months after application. To obtain optimal weed control, apply **Flumioxazin 51WDG Select** before weed emergence or after a burndown herbicide has controlled existing vegetation. If existing weed canopy is less than 40%, **Flumioxazin 51WDG Select** may be tank mixed with a burndown herbicide to provide pre-emergence weed control.

Apply **Flumioxazin 51WDG Select** in at least 10 gals. of water per acre to achieve uniform spray coverage using ground or aerial spray equipment.

Release Treatments – Applications Within 3 Years After Transplanting

Apply 8 - 12 oz. of **Flumioxazin 51WDG Select** per acre over the top of trees prior to budbreak in the spring or after dormancy in fall. **DO NOT** apply **Flumioxazin 51WDG Select** over the top of trees after budbreak or leaf spotting and defoliation may occur. **Flumioxazin 51WDG Select** should not affect new growth of trees of tolerant poplars for over the top treatments.

TANK MIXING – Poplar Release Treatments

Certain liquid formulations of other pesticides may increase the post-emergence activity of **Flumioxazin 51WDG Select**, but may also increase the potential for injury when applied over the top of various plants. Therefore, tank mixtures of these materials with **Flumioxazin 51WDG Select** may be more injurious than this product applied alone and need to be tested to determine if they can be used safely on a widespread basis.

ADJUVANTS – Poplar Release Treatments

When applying Release Treatments, **DO NOT** mix **Flumioxazin 51WDG Select** with any adjuvant or fertilizer.

IMPORTANT: When applied as directed, poplars (*Populus balsamifera*, *P. niger* and *P. tremuloides*), hybrid poplars (*P. sp. x sp.*), and cottonwoods (*P. deltoids* and *P. trichocarpa*) have shown tolerance to **Flumioxazin 51WDG Select**. However, **Flumioxazin 51WDG Select** is a very active herbicide and the user should exercise responsible judgment and caution until familiarity is gained with **Flumioxazin 51WDG Select**. Test this product on a small number of plants to determine if this product can be used safely on a widespread basis. **DO NOT** apply **Flumioxazin 51WDG Select** over the top unless trees are more than 1 year old.


Restrictions

- **DO NOT** apply more than 12 oz. (0.383 lb. a.i.) per acre per single application.
- **DO NOT** apply more than 24 oz. (0.765 lb. a.i.) per acre per year.
- **DO NOT** apply more than 2 applications at 12 oz. (0.383 lb. a.i.) or 3 applications at 8 oz. (0.255 lb. a.i.) per acre per year.
- **DO NOT** re-apply **Flumioxazin 51WDG Select** within 30 days.

DIRECTIONS FOR USE ON DORMANT WARM-SEASON TURFGRASS GROWN ON RESIDENTIAL SITES, GOLF COURSES, SOD PRODUCTION AND SIMILAR AREAS Not for use in California.

Only for use in the following states: Alabama, Arizona, Arkansas, Colorado, Delaware, Florida, Georgia, Iowa, Indiana, Illinois, Kansas, Kentucky, Louisiana, Maryland, Mississippi, Missouri, Nebraska, Nevada, New Mexico, New Jersey, North Carolina, Oklahoma, Ohio, Pennsylvania, South Carolina, Tennessee, Texas, Virginia, and West Virginia

Apply **Flumioxazin 51WDG Select** as a single or split application to well established dormant turfgrass listed in Table 5, and will control winter annual weeds found in Table 1. Apply **Flumioxazin 51WDG Select** to dormant turfgrass in such areas as apartment complexes, golf courses, sod farms, roadsides, sports fields, campgrounds, office complexes, parks, parking areas, recreational sites, schools, and other similar sites. Dormant bermudagrass, centipedegrass, seashore paspalum, St. Augustine and zoysiagrass have exhibited tolerance to **Flumioxazin 51WDG Select** only when applied after turf has become dormant in the late fall and before turf breaks dormancy in the late winter/early spring. Application of **Flumioxazin 51WDG Select** to actively growing turfgrass (warm season and cool season) or during green-up will cause unacceptable injury. **Flumioxazin 51WDG Select** will injure warm season turf grown in southern areas where grass does not become completely dormant.



FLUMIOXAZIN 51 WDG SELECT™

HERBICIDE

Broadcast Applications

Apply 8 - 12 oz. of **Flumioxazin 51WDG Select** per broadcast acre as a pre-emergence (to weed emergence) application. If weeds are present at the time of application apply **Flumioxazin 51WDG Select** plus an adjuvant (0.25% v/v non-ionic surfactant). Make post-emergence (to weed emergence) applications of **Flumioxazin 51WDG Select** when weeds are actively growing and no larger than 2 inches in height. Thorough spray coverage is necessary to maximize the post-emergence activity of **Flumioxazin 51WDG Select**. When applied after weed germination, **Flumioxazin 51WDG Select** will provide pre-emergence and post-emergence control of broadleaf weeds and grasses listed in Table 1. Post-emergence control of **Flumioxazin 51WDG Select** may be more effective on certain weed species, and may not control mature, stressed or hardened off weeds that are not actively growing at the time of application.

A second application of **Flumioxazin 51WDG Select** may be required to provide adequate season-long weed control. Apply the second application using the above mentioned rate guidelines prior to the turfgrass breaking spring dormancy.

Spot Treatments

Mix 0.25 oz. (.008 lb. a.i.) per gal. of **Flumioxazin 51WDG Select** and 2 tsp. (fl. oz.) of non-ionic surfactant in 1 gal. of water and apply 1 gal. of spray solution per 1,000 sq. ft. Occasionally shake the spray solution while spraying to ensure the spray solution remains well mixed. Spray the target weeds until the leaves are wet.

Tank Mixing With Other Turfgrass Herbicides

Tank mixing **Flumioxazin 51WDG Select** with other pre-emergence and post-emergence herbicides registered for use in dormant turfgrass may provide a broader spectrum of weed control than **Flumioxazin 51WDG Select** alone.


IMPORTANT: Turfgrass must be completely dormant at application. Any turfgrass that is not dormant will be injured by applications of **Flumioxazin 51WDG Select**. Scout area to be sprayed for any turf that is green in color and if encountered, delay application until turfgrass is completely dormant. Read and follow the label of any herbicides mixed with **Flumioxazin 51WDG Select**. When tank mixing **Flumioxazin 51WDG Select** with other herbicides, always follow the most restrictive limitations and precautions on the label of any tank mix partner.

Precautions

- Exercise good judgment and caution when applying to dormant turfgrass until familiarity is gained with **Flumioxazin 51WDG Select**.

Restrictions

- **DO NOT** apply to golf course putting greens.
- **DO NOT** apply to warm season turfgrass that has been over-seeded with cool season turfgrass (ex. perennial rye).
- **DO NOT** irrigate within 1 hour before or after application.
- **DO NOT** apply if rain is expected within 1 hour after application.
- **DO NOT** mow turfgrass within 12 hours after application.
- **DO NOT** apply within 30 days prior to cutting or lifting sod.
- **DO NOT** apply more than 12 oz. (0.383 lb. a.i.) per acre per single application.
- **DO NOT** apply more than 24 oz. (0.765 lb. a.i.) per acre per year.
- **DO NOT** apply more than 2 applications at 12 oz. (0.383 lb. a.i.) or 3 applications at 8 oz. (0.255 lb. a.i.) per year.
- **DO NOT** re-apply **Flumioxazin 51WDG Select** within 30 days.
- **DO NOT** apply in fall before turfgrass has ceased active growth or in late winter/early spring after turfgrass has resumed active growth.
- Allow 8 weeks between application and seeding or sodding of turfgrass.
- Not for homeowner use.



FLUMIOXAZIN 51 WDG SELECT™

HERBICIDE

Table 5. Tolerant Turfgrass Species

COMMON NAME	SCIENTIFIC NAME
Bermudagrass	<i>Cynodon</i> spp.
Centipedegrass	<i>Eremochloa ophiuroides</i>
Seashore paspalum	<i>Paspalum vaginatum</i>
St. Augustinegrass	<i>Stenotaphrum secundatum</i>
Zoysiagrass	<i>Zoysia</i> spp.

STORAGE AND DISPOSAL

DO NOT contaminate water, food or feed by storage, disposal or cleaning of equipment.

PESTICIDE STORAGE

Keep pesticide in original container. Store in a cool, dry, secure place. **DO NOT** put formulation or dilute spray solution into food or drink containers. **DO NOT** contaminate food or foodstuffs. **DO NOT** store or transport near feed or food. Not for use or storage in or around the home. For help with any spill, leak, fire or exposure involving this material, call day or night 1-877-250-9291.

PESTICIDE DISPOSAL

Wastes resulting from the use of this product may be disposed of on site or at an approved waste disposal facility.

CONTAINER HANDLING

[Non-refillable container. **DO NOT** reuse or refill this container. Offer for recycling, if available. Clean container promptly after emptying. Triple rinse as follows: Empty the remaining contents into application equipment or a mix tank and drain for 10 seconds after the flow begins to drip. Fill the container 1/4 full with water and recap. Shake for 10 seconds. Pour rinsate into application equipment or a mix tank or store rinsate for later use or disposal. Drain for 10 seconds after the flow begins to drip. Repeat this procedure two more times. Then offer for recycling, if available or puncture and dispose of in a sanitary landfill.]

-or-

Note to EPA reviewer: if this product is shipped in containers greater than 50 lbs., the following container handling statement will be added to the label:

[Container statement for non-refillable container with liner] [Non-refillable bag: **DO NOT** reuse or refill this bag. Completely empty bag by shaking and tapping sides and bottom to loosen clinging particles. Empty residue into equipment. **DO NOT** reuse bag. Dispose of bag in a sanitary landfill or by incineration if allowed by State and local authorities. Offer for recycling if available. **Liner:** Completely empty liner by shaking and tapping sides and bottom to loosen clinging particles. Empty residue into equipment. **DO NOT** reuse liner. Dispose of liner in a sanitary landfill or by incineration if allowed by State and local authorities.]


-or-

[Container statement for non-refillable drum with liner] [**Non-refillable container:** **DO NOT** reuse or refill this container. Offer for recycling if available. Clean container promptly after emptying. Triple rinse as follows: Empty the remaining contents into application equipment or a mix tank. Fill the container 1/4 full with water. Replace and tighten closures. Tip container on its side and roll it back and forth, ensuring at least one complete revolution, for 30 seconds. Stand the container on its end and tip it back and forth several times. Turn the container over onto its other end and tip it back and forth several times. Empty the rinsate into application equipment or a mix tank or store rinsate for later use or disposal. Repeat this procedure two more times. **Liner:** Completely empty liner by shaking and tapping sides and bottom to loosen clinging particles. Empty residue into equipment. **DO NOT** reuse liner. Dispose of liner in a sanitary landfill or by incineration if allowed by State and local authorities.]



PRIME SOURCE

Manufactured By:
Prime Source, LLC
P.O. Box 250
10025 US Hwy 264 Alternate
Middlesex, NC 27557



FLUMIOXAZIN 51 WDG SELECT™

HERBICIDE

CONDITION OF SALE AND LIMITATION OF WARRANTY AND LIABILITY

NOTICE: Read the entire Directions for Use and Conditions of Sale and Limitation of Warranty and Liability before buying or using this product. If the terms are not acceptable, return the product at once, unopened, and the purchase price will be refunded.

The Directions for Use of this product must be followed carefully. It is impossible to eliminate all risks inherently associated with the use of this product. Ineffectiveness or other unintended consequences may result because of such factors as manner of use or application, weather, presence of other materials or other influencing factors in the use of the product, which are beyond the control of Prime Source, LLC or Seller. To the extent consistent with applicable law, all such risks shall be assumed by Buyer and User, and Buyer and User agree to hold Prime Source, LLC and Seller harmless for any claims relating to such factors.

Prime Source, LLC warrants that this product conforms to the chemical description on the label and is reasonably fit for the purposes stated in the Directions for Use, subject to the inherent risks referred to above, when used in accordance with directions under normal use conditions. This warranty does not extend to the use of this product contrary to label instructions, or under abnormal conditions or under conditions not reasonably foreseeable to or beyond the control of Seller or Prime Source, LLC, and Buyer and User assume the risk of any such use. **TO THE EXTENT CONSISTENT WITH APPLICABLE LAW, PRIME SOURCE, LLC MAKES NO WARRANTIES OF MERCHANTABILITY OR OF FITNESS FOR A PARTICULAR PURPOSE NOR ANY OTHER EXPRESS OR IMPLIED WARRANTY EXCEPT AS STATED ABOVE.**

To the extent consistent with applicable law, neither Prime Source, LLC nor Seller shall be liable for any incidental, consequential or special damages resulting from the use or handling of this product. **TO THE EXTENT CONSISTENT WITH APPLICABLE LAW, THE EXCLUSIVE REMEDY OF THE USER OR BUYER, AND THE EXCLUSIVE LIABILITY OF PRIME SOURCE, LLC AND SELLER FOR ANY AND ALL CLAIMS, LOSSES, INJURIES OR DAMAGES (INCLUDING CLAIMS BASED ON BREACH OF WARRANTY, CONTRACT, NEGLIGENCE, TORT, STRICT LIABILITY OR OTHERWISE) RESULTING FROM THE USE OR HANDLING OF THIS PRODUCT, SHALL BE THE RETURN OF THE PURCHASE PRICE OF THE PRODUCT OR, AT THE ELECTION OF PRIME SOURCE, LLC OR SELLER, THE REPLACEMENT OF THE PRODUCT.**

Prime Source, LLC and Seller offer this product, and Buyer and User accept it, subject to the foregoing Conditions of Sale and Limitation of Warranty and Liability, which may not be modified except by written agreement signed by a duly authorized representative of Prime Source, LLC.

Chateau and Valor are registered trademarks of Valent U.S.A. Corporation.

Roundup and Roundup Ready are registered trademarks of Monsanto Co.

All trademarks are the property of their respective owners.

EPA2020_0804_v1



Manufactured By:
Prime Source, LLC
P.O. Box 250
10025 US Hwy 264 Alternate
Middlesex, NC 27557