

|               |       |    |           |
|---------------|-------|----|-----------|
| AZOXYSTROBIN  | GROUP | 11 | FUNGICIDE |
| PROPICONAZOLE | GROUP | 3  | FUNGICIDE |

# AZPROP G SELECT™

FUNGICIDE

Contains azoxystrobin and propiconazole, the active ingredients used in Headway® G.

**Broad spectrum fungicide for control of plant diseases. Not for use on turf being grown for sale or other commercial use as sod, or for commercial seed production, or for research purposes.**

|  |               |
|--|---------------|
| <b>ACTIVE INGREDIENTS:</b>   | (% by weight) |
| Azoxystrobin: methyl(E)-2-{2-[6-(2-cyanophenoxy)pyrimidin-4-yloxy]phenyl}-3-methoxyacrylate* . . . . . | 0.31%         |
| Propiconazole: (CAS No. 60207-90-1) . . . . .  | 0.75%         |
| <b>OTHER INGREDIENTS</b> . . . . .   | <b>98.94%</b> |
| <b>TOTAL</b> . . . . .   | <b>100.0%</b> |

Contains 0.0075 lb. ai propiconazole and 0.0031 lb. ai azoxystrobin per lb. of product.

\*IUPAC

## KEEP OUT OF REACH OF CHILDREN CAUTION

**Si Usted no entiende la etiqueta, busque a alguien para que se la explique a Usted en detalle  
(If you do not understand the label, find someone to explain it to you in detail.)**

See inside label booklet for First Aid, Precautionary Statements and Directions for Use.


|  |  |
|--|--|
| <b>AzProp G Select</b> is not manufactured, or distributed by Syngenta, seller of Headway® G.                        |  |
| <b>FIRST AID</b>   |  |
| <b>If in eyes:</b>   | <ul style="list-style-type: none"> <li>• Hold eye open and rinse slowly and gently with water for 15-20 minutes.</li> <li>• Remove contact lenses, if present, after the first 5 minutes, then continue rinsing eye.</li> <li>• Call a poison control center or doctor for treatment advice.</li> </ul>  |
| <b>If swallowed:</b>   | <ul style="list-style-type: none"> <li>• Call a poison control center or doctor immediately for treatment advice.</li> <li>• Have person sip a glass of water if able to swallow.</li> <li>• Do not induce vomiting unless told to do so by the poison control center or doctor.</li> <li>• Do not give anything by mouth to an unconscious person.</li> </ul> |
| <b>If on skin or clothing:</b>   | <ul style="list-style-type: none"> <li>• Take off contaminated clothing.</li> <li>• Rinse skin immediately with plenty of water for 15-20 minutes.</li> <li>• Call a poison control center or doctor for treatment advice.</li> </ul>  |
| <b>If inhaled:</b>   | <ul style="list-style-type: none"> <li>• Move person to fresh air.</li> <li>• If person is not breathing, call 911 or an ambulance, then give artificial respiration, preferably mouth-to-mouth, if possible.</li> <li>• Call a poison control center or doctor for further treatment advice.</li> </ul>   |
| <b>HOT LINE NUMBER</b>   |  |
| Have the product container or label with you when calling a poison control center or doctor, or going for treatment. |  |

**For Chemical Emergency: Spill, Leak, Fire, Exposure, or Accident, Call CHEMTREC Day or Night  
Within USA and Canada: 1-800-424-9300 or +1 703-527-3887 (collect calls accepted)**

**EPA Reg. No.: 89442-53**



**Manufactured By:**  
Prime Source, LLC  
P.O. Box 250  
10025 US Hwy 264 Alternate  
Middlesex, NC 27557



# AZPROP G SELECT™

FUNGICIDE

## PRECAUTIONARY STATEMENTS

### Hazards to Human and Domestic Animals

#### CAUTION

Causes moderate eye irritation. Harmful if swallowed. Harmful if absorbed through skin. Harmful if inhaled. Avoid contact with skin, eyes or clothing. Wash thoroughly with soap and water after handling and before eating, drinking, chewing gum, using tobacco or using the toilet.

## PERSONAL PROTECTIVE EQUIPMENT (PPE)

Applicators and other handlers must wear:

- Protective eyewear
- Long-sleeved shirt and long pants
- Chemical-resistant gloves made of any waterproof material such as polyvinyl chloride, nitrile rubber or butyl rubber
- Shoes plus socks

## USER SAFETY REQUIREMENTS

Follow manufacturer's instructions for cleaning/maintaining PPE. If no such instructions for washables exist, use detergent and hot water. Keep and wash PPE separately from other laundry.

## ENGINEERING CONTROLS

When handlers use closed systems, enclosed cabs, or aircraft in a manner that meets the requirements listed in the Worker Protection Standard (WPS) for agricultural pesticides (40 CFR 170.240 (d)(4-6), the handler PPE requirements may be reduced or modified as specified in the WPS.

## USER SAFETY RECOMMENDATIONS

### Users should:

- Remove clothing/PPE immediately if pesticide gets inside. Then wash thoroughly and put on clean clothing.
- Remove PPE immediately after handling this product. Wash the outside of gloves before removing. As soon as possible, wash thoroughly and change into clean clothing.

## ENVIRONMENTAL HAZARDS

This pesticide is toxic to freshwater and estuarine/marine fish and aquatic invertebrates. Do not apply directly to water except as specified on this label. For terrestrial uses: Do not apply directly to water, or to areas where surface water is present, or to intertidal areas below the mean high-water mark. Do not contaminate water when disposing of equipment washwater or rinsate. Drift and runoff may be hazardous to aquatic organisms in water adjacent to treated areas.

### Groundwater Advisory

The active ingredient, azoxystrobin, in this product can be persistent for several months or longer. Azoxystrobin is known to leach through soil to ground water under certain conditions as a result of label use. This chemical may leach into ground water if used in areas where soils are permeable, particularly where the water table is shallow. Notify state and/or federal authorities and Prime Source, LLC immediately if you observe any adverse environmental effects due to use of this product.

## PHYSICAL OR CHEMICAL HAZARDS


Do not mix or allow coming into contact with oxidizing agents, hazardous chemical reaction may occur.

## DIRECTIONS FOR USE

It is a violation of Federal law to use this product in a manner inconsistent with its labeling.

FAILURE TO FOLLOW THE USE DIRECTIONS AND PRECAUTIONS ON THIS LABEL MAY RESULT IN PLANT INJURY OR POOR DISEASE CONTROL.

**DO NOT** apply this product in a way that will contact workers or other persons, either directly or through drift. Only protected handlers may be in the area during application. For any requirements specific to your State or Tribe, consult the agency responsible for pesticide regulation.



# AZPROP G SELECT™

FUNGICIDE

## NON-AGRICULTURAL USES

For use to control diseases on turf on golf courses, lawns and landscape areas around residential, institutional, public, commercial and industrial buildings, parks, recreational areas and athletic fields.

### NON-AGRICULTURAL USE REQUIREMENTS

The requirements in this box apply to uses of this product that are NOT within the scope of the Worker Protection Standard for agricultural pesticides (40 CFR Part 170). The WPS applies when this product is used to produce agricultural plants on farms, forests, nurseries or greenhouses. The area being treated must be vacated by unprotected persons.

**DO NOT** treat areas while unprotected humans or domestic animals are present in the treatment areas. Because certain states may require more restrictive reentry intervals consult your State Department of Agriculture for further information.

**DO NOT** allow entry into treatment area until area that was treated with **AzProp G Select** is dry.

## PRODUCT INFORMATION

**AzProp G Select** is a combination of two broad-spectrum, preventative fungicides with systemic properties formulated for the control of many important plant diseases. All applications must be made according to the use directions that follow.

**AzProp G Select Rate Conversion Chart for Turf**

| Lb. Product Per 1000 Sq. Ft. | Lb. Product Per Acre | Lb. Azoxystrobin Per 1000 Sq. Ft. | Lb. Azoxystrobin Per Acre | Lb. Propiconazole Per 1000 Sq. Ft. | Lb. Propiconazole Per Acre |
|------------------------------|----------------------|-----------------------------------|---------------------------|------------------------------------|----------------------------|
| 2                            | 87.1                 | 0.006                             | 0.27                      | 0.015                              | 0.65                       |
| 2.5                          | 108.9                | 0.008                             | 0.34                      | 0.019                              | 0.82                       |
| 3.5                          | 152.4                | 0.0109                            | 0.47                      | 0.026                              | 1.14                       |
| 4                            | 174.2                | 0.012                             | 0.54                      | 0.030                              | 1.31                       |
| 5                            | 217.8                | 0.016                             | 0.68                      | 0.038                              | 1.63                       |

## ATTENTION

**AzProp G Select** is extremely phytotoxic to certain apple varieties.


Extreme care must be used to prevent injury to apple trees (and apple fruit).

**DO NOT** spread **AzProp G Select** where granules may reach apple trees.

**DO NOT** apply when weather conditions favor product blowing from treated areas to nontarget aquatic habitat.

## INTEGRATED PEST (DISEASE) MANAGEMENT

**AzProp G Select** should be integrated into an overall disease and pest management strategy whenever the use of a fungicide is required. Cultural practices known to reduce disease development should be followed. The DIRECTIONS FOR USE section in this label identifies specific IPM recommendations for each crop. Consult your local agricultural, turf authorities for additional IPM strategies established for your area. **AzProp G Select** may be used in State Agricultural Extension advisory (disease forecasting) programs which recommend application timing based on environmental factors favorable for disease development.



# AZPROP G SELECT™

FUNGICIDE

## RESISTANCE MANAGEMENT

For resistance management, please note that **AzProp G Select** contains both a Group 3 (propiconazole) and Group 11 (azoxystrobin) fungicide. Any fungal population may contain individuals naturally resistant to **AzProp G Select** and other Group 3 or Group 11 fungicides. A gradual or total loss of pest control may occur over time if these (fungicides) are used repeatedly in the same fields. Appropriate resistance-management strategies should be followed.

To delay fungicide resistance, take one or more of the following steps:

- Rotate the use of **AzProp G Select** or other Group 3 or Group 11 fungicides within a growing season sequence with different groups that control the same pathogens.
- Use tank mixtures with fungicide from a different group that are equally effective on the target pest when such use is permitted. Use at least the minimum application rate as labeled by the manufacturer.
- Adopt an integrated disease management program for fungicide use that includes scouting, uses historical information related to pesticide use, and crop rotation, and which considers host plant resistance, impact of environmental conditions on disease development, disease thresholds, as well as cultural, biological and other chemical control practices.
- Where possible, make use of predictive disease models to effectively time fungicide applications. Note that using predictive models alone is not sufficient to manage resistance.
- Monitor treated fungal/bacterial populations for resistance development.
- Contact your local extension specialist or certified crop advisor for any additional pesticide resistance-management and/or IPM recommendations for specific crops and pathogens.
- For further information or to report suspected resistance contact Prime Source, LLC. You can also contact your pesticide distributor or university extension specialist to report resistance.

Follow the crop specific resistance management recommendations in the directions for use.


If no resistance recommendation on the number of applications is specified in the directions for use, follow the recommendations in the table below.

| <b>If planned total number of fungicide applications per crop is:</b> | 1 | 2 | 3 | 4 | 5 | 6 | 7 | 8 | 9 | 10 | 11 | 12 |
|---|---|---|---|---|---|---|---|---|---|----|----|----|
| <b>Recommended Solo Qol fungicide applications</b>                    | 1 | 1 | 2 | 2 | 2 | 2 | 2 | 3 | 3 | 3  | 3  | 4  |
| <b>Recommended Qol fungicide applications in mixture (formulated)</b> | 1 | 2 | 2 | 2 | 2 | 3 | 3 | 4 | 4 | 5  | 5  | 6  |

In situations requiring multiple applications, develop season-long programs for Group 11 (Qol) fungicides. In crops where two sequential Group 11 fungicide applications are made, they should be alternated with two or more applications of a fungicide that is not in Group 11. If more than 12 applications are made, observe the following guidelines:

- When using a Qol fungicide as a solo product, the number of applications should be no more than 1/3 (33%) of the total number of fungicide applications per season.
- For Qol mixes in programs in which tank mixes or premixes of Qol with mixing partners of a different mode of action are utilized, the number of Qol containing applications should be no more than 1/2 (50%) of the total number of fungicide applications per season.
- In programs in which applications of Qol are made with both solo products and mixtures, the number of Qol containing applications should be no more than 1/2 (50%) of the total number of fungicides applied per season.

If a Group 11 fungicide is applied to the seed or soil, DO NOT make another application with a Group 11 fungicide for at least 3 weeks.



# AZPROP G SELECT™

FUNGICIDE

**Integrated Pest (Disease) Management (IPM):** Sound turf management resulting in healthy, vigorous turf is the foundation of a good IPM program. Cultural practices such as proper choice of turf variety, nutrient management, proper cutting height, thatch management, and proper watering, drainage, and moisture stress management should be integrated with the use of fungicides to increase turf vigor and reduce the susceptibility to disease. Immunoassay detection kits and extension service diagnostic services can assist in the early and accurate identification of causal organisms and corresponding selection of the proper fungicide when required.

## MANDATORY SPRAY DRIFT

### Groundboom Applications:

- User must only apply with the release height recommended by the manufacturer, but no more than 4 feet above the ground or crop canopy.
- Applicators are required to use a medium or coarser droplet size (ASABE S572.1).
- Do not apply when wind speeds exceed 15 miles per hour at the application site.
- Do not apply during temperature inversions.

## SPRAY DRIFT ADVISORIES

THE APPLICATOR IS RESPONSIBLE FOR AVOIDING OFF-SITE SPRAY DRIFT.  
BE AWARE OF NEARBY NON-TARGET SITES AND ENVIRONMENTAL CONDITIONS.

### IMPORTANCE OF DROPLET SIZE

An effective way to reduce spray drift is to apply large droplets. Use the largest droplets that provide target pest control. While applying larger droplets will reduce spray drift, the potential for drift will be greater if applications are made improperly or under unfavorable environmental conditions.

### Controlling Droplet Size - Ground Boom

- Volume - Increasing the spray volume so that larger droplets are produced will reduce spray drift. Use the highest practical spray volume for the application. If a greater spray volume is needed, consider using a nozzle with a higher flow rate.
- Pressure - Use the lowest spray pressure recommended for the nozzle to produce the target spray volume and droplet size.
- Spray Nozzle - Use a spray nozzle that is designed for the intended application. Consider using nozzles designed to reduce drift.

### BOOM HEIGHT - Ground Boom

Use the lowest boom height that is compatible with the spray nozzles that will provide uniform coverage. For ground equipment, the boom should remain level with the crop and have minimal bounce.

### SHIELDED SPRAYERS

Shielding the boom or individual nozzles can reduce spray drift. Consider using shielded sprayers. Verify that the shields are not interfering with the uniform deposition of the spray on the target area.

### TEMPERATURE AND HUMIDITY

When making applications in hot and dry conditions, use larger droplets to reduce effects of evaporation.


### TEMPERATURE INVERSIONS

Drift potential is high during a temperature inversion. Temperature inversions are characterized by increasing temperature with altitude and are common on nights with limited cloud cover and light to no wind. The presence of an inversion can be indicated by ground fog or by the movement of smoke from a ground source or an aircraft smoke generator. Smoke that layers and moves laterally in a concentrated cloud (under low wind conditions) indicates an inversion, while smoke that moves upward and rapidly dissipates indicates good vertical air mixing. Avoid applications during temperature inversions.

### WIND

Drift potential generally increases with wind speed. AVOID APPLICATIONS DURING GUSTY WIND CONDITIONS.

Applicators need to be familiar with local wind patterns and terrain that could affect spray drift.



# AZPROP G SELECT™

FUNGICIDE

## APPLICATION INSTRUCTIONS

Apply **AzProp G Select** at rates and timings as described in this label. **AzProp G Select** may be applied with all types of spreader equipment commonly used for making ground applications excluding belly grinder equipment. Proper adjustments and calibration of application equipment to give good coverage is essential for good disease control. The higher rates in the rate range and/or shorter application intervals may be required under conditions of heavy infection pressure, highly susceptible varieties, or when environmental conditions conducive to disease exist.

## TURF

**AzProp G Select** is directed for control of certain pathogens causing foliar, stem, and root diseases, including leaf and stem blights, leaf spots, patch diseases, mildews, anthracnose, fairy rings, molds, and rusts of turfgrass plants. **AzProp G Select** may be used to control certain diseases on turf in golf courses, lawns and landscape areas around residential, institutional, public, commercial and industrial buildings, parks, recreational areas and athletic fields.

## Restrictions:

- DO NOT apply more than 19.2 lb. product (0.144 lb propiconazole and 0.060 lb azoxystrobin)/1000 sq. ft./calendar year.
- DO NOT apply more than 5 lb. product (0.038 lb propiconazole and 0.016 lb azoxystrobin)/1000 sq. ft. in a single application.
- DO NOT make more than 4 applications per year.
- Minimum retreatment interval: 14 – 28 days
- DO NOT apply more than two sequential **AzProp G Select** applications for *Pythium* spp. control. For all other diseases when *Pythium* spp. is not present, DO NOT apply more than three sequential applications of **AzProp G Select**.
- DO NOT exceed 3 lb. product (0.023 lb propiconazole and 0.009 lb azoxystrobin)/1,000 sq. ft. every 30 days on any variety of bermudagrass. Bermudagrass can be sensitive to **AzProp G Select**.
- In Florida, DO NOT apply **AzProp G Select** to bermudagrass golf course greens when temperatures exceed 90°F.
- DO NOT graze or feed clippings from treated turf areas to animals.
- DO NOT apply by air or chemigation. Application must be made by ground only.

**Application Timing:** **AzProp G Select** should be applied prior to disease developing.


## ADDITIONAL INFORMATION - TURFGRASS FROM SEED

For use in the establishment of turfgrass from seed or in overseeding of dormant turfgrass:

**AzProp G Select** may be used for control of certain turfgrass diseases associated with turfgrass establishment from seed. **AzProp G Select** may also be used during overseeding of dormant turfgrass.

**AzProp G Select** may be safely applied before or after seeding or at seedling germination and emergence to ryegrass, bentgrass, bluegrass, and fescue turfgrass types. Note: Optimum application timing is during seeding. See Application Directions section.

Rate Ranges: Use the shorter specified application interval and/or use the higher specified rate when prolonged favorable disease conditions exist.




# AZPROP G SELECT™

FUNGICIDE

## DIRECTIONS FOR APPLICATION FOR TURF DISEASES

Not for use on turf being grown for sale or other commercial use as sod, or for commercial seed production, or for research purposes.

| Target Diseases   | Use Rate<br>(lb. product per<br>1000 sq.ft.) | Application<br>Interval<br>(days) | Application Instructions*  |
|---|--|-----------------------------------|--|
| Anthracnose<br>( <i>Colletotrichum cereale</i> )<br>(formerly known as <i>C. graminicola</i> )  | 2-2.5  | 14                                | Use preventively. Begin applications when conditions are favorable for disease infection, prior to disease symptom development. Under high disease pressure, use higher rates of <b>AzProp G Select</b> and shorter intervals.<br><br>Alternate with a contact fungicide such as Daconil® (chlorothalonil).  |
| Bentgrass Dead Spot<br>( <i>Ophiosphaerella agrostis</i> )  | 2-2.5  | 14                                | Begin applications prior to disease development.   |
|   | 3.5-4  | 28                                |  |
| Brown Patch<br>( <i>Rhizoctonia solani</i> ) and other<br>Rhizoctonia ( <i>R. spp.</i> ) diseases<br>such as Large Patch,<br>Zoysia Patch, Leaf &<br>Sheath Spot ( <i>R. zeae</i> ) | 2-2.5  | 14                                | Apply when conditions are favorable for disease development.<br><br>For Large Patch of all warm season turfgrasses, make 1 or 2 applications in the fall prior to infection or when conditions are favorable for infection.<br><br>For Zoysia Patch, make 1 or 2 applications approximately one month prior to zoysiagrass dormancy. Reapply 14 to 28 days later.<br><br>For Leaf and Sheath Spot ( <i>R. zeae</i> ), apply when conditions are favorable for infection such as sequential or periods of temperatures at or above 90°F. Curative control may necessitate several applications. |
|   | 3.5-4  | 28                                |  |
| Cool Weather Brown Patch<br>Yellow Patch<br>( <i>Rhizoctonia cerealis</i> )   | 2-2.5  | 14                                | Make one or two applications in fall or when conditions are favorable for disease development.   |
|   | 3.5-4  | 28                                |  |
| Dichondra Rust<br>( <i>Puccinia dichondrae</i> )  | 2-2.5  | 14                                | Apply when conditions are favorable disease development.   |
|   | 3.5-4  | 28                                |  |
| Dollar Spot<br>( <i>Sclerotinia homoeocarpa</i> )   | 2-2.5  | 14                                | Apply preventively when conditions are favorable for disease development. For nonresidential turf with active Dollar Spot, use the higher rate and apply Daconil.  |
|   | 3.5-4  | 28                                |  |
| Fairy Ring<br>( <i>Lycoperdon spp.</i> , <i>Agrocybe pediades</i> , and <i>Bovistia plumbea</i> )   | 2-2.5  | 14                                | Apply as soon as possible after Fairy Ring symptoms develop. Irrigate with at least 0.5 inch of water within 24 hours after application if rainfall is not expected. Severely damaged or thin turf may require reseeding. Fairy Ring symptoms may take 2 to 3 weeks to disappear following application. Reapplication after 14-28 days may be required in some cases.  |
|   | 3.5-4  | 28                                |  |




# AZPROP G SELECT™

FUNGICIDE

| Target Diseases   | Use Rate<br>(lb. product per<br>1000 sq.ft.) | Application<br>Interval<br>(days) | Application Instructions*  |
|---|--|-----------------------------------|--|
| Gray Leaf Spot<br>( <i>Pyricularia grisea</i> )   | 2-2.5  | 14                                | Use <b>AzProp G Select</b> in a preventive disease control program. Begin applications before disease is present and alternate with other fungicide chemistries that control Gray Leaf Spot  |
|   | 3.5-4  | 28                                |  |
| Gray Snow Mold<br>Typhula blight<br>( <i>Typhula incarnata</i> )                                  | 5  | Single application                | Make a single application of 5 lb. or two applications of 4 lb. spaced 28 days apart in late fall just before snow cover. Alternating with another snow mold fungicide, such as Daconil (chlorothalonil), Medallion® (fludioxonil), or Banner MAXX® (propiconazole) may enhance control under severe disease pressure. |
|   | 3.5-4  | 28                                |  |
| Leaf Rust<br>Stem Rust<br>Stripe Rust<br>( <i>Puccinia spp.</i> )                                 | 2-2.5  | 14                                | Begin applications when conditions are favorable for disease infection, prior to disease symptom development.  |
|   | 3.5-4  | 28                                |  |
| Leaf Spot<br>( <i>Bipolaris sorokiniana</i> )   | 2-2.5  | 14                                | Apply when conditions are favorable for disease development.   |
|   | 3.5-4  | 21                                |  |
| Melting Out<br>( <i>Drechslera poae</i> )   | 2-2.5  | 14                                | Apply when conditions are favorable for disease development.   |
|   | 3.5-4  | 21                                |  |
| Microdochium Patch<br>(formerly known as Fusarium<br>Patch ( <i>Microdochium nivale</i> ))        | 2-2.5  | 14                                | Use preventatively. Begin applications when conditions are favorable for disease infection, prior to disease symptom development.  |
|   | 3.5-4  | 28                                |  |
| Necrotic Ring Spot<br>( <i>Ophiosphaerella korrae</i> )   | 2-2.5  | 14                                | Apply when conditions are favorable for disease development.   |
|   | 3.5-4  | 28                                |  |
| Pink Patch<br>( <i>Limonomyses roseipellis</i> )  | 2-2.5  | 14                                | Apply when conditions are favorable for disease development.   |
|   | 3.5-4  | 28                                |  |
| Pink Snow Mold<br>( <i>Microdochium nivale</i> )  | 5  | Single application                | Make a single application in late fall just before snow cover. Applying another snow mold fungicide, such as Daconil (chlorothalonil) or Banner MAXX (propiconazole) may enhance control under severe disease pressure.  |
| Powdery Mildew<br>( <i>Erysiphe graminis</i> )  | 2-2.5  | 14                                | Begin applications when conditions are favorable for disease infection, prior to disease symptom development.  |
|   | 3.5-4  | 28                                |  |
| *Pythium Blight<br>Pythium Root Rot<br>( <i>Pythium aphanidermatum</i> ,<br><i>Pythium spp.</i> ) | 2-2.5  | 14                                | Use preventatively. Begin applications before disease is present. During periods of prolonged favorable conditions, treat on the 10 day application interval. For use on newly seeded as well as established turf.   |
|   | 3.5-4  | 28                                |  |






# AZPROP G SELECT™

FUNGICIDE

| Target Diseases   | Use Rate<br>(lb. product per<br>1000 sq.ft.) | Application<br>Interval<br>(days) | Application Instructions*   |
|---|--|-----------------------------------|---|
| Red Thread<br>( <i>Laetisaha fuciformis</i> )   | 2-2.5  | 14                                | Apply when conditions are favorable for disease development.  |
|   | 3.5-4  | 28                                |   |
| Southern Blight<br>( <i>Sclerotium rolfsii</i> )  | 2-2.5  | 14                                | Apply when conditions are favorable for disease development.  |
|   | 3.5-4  | 28                                |   |
| Spring Dead Spot<br>( <i>Ophiosphaerella korrae</i> ) or<br>( <i>Ophiosphaerella narmari</i> ) or<br>( <i>Ophiosphaerella herpotricha</i> ) | 2-2.5  | 14                                | Apply 1 or 2 applications approximately one month prior to bermudagrass dormancy. It is advised to use 1/4" to 1/2" of irrigation directly after application. Reapply 14 to 28 days later.                      |
|   | 3.5-4  | 28                                |   |
| Summer Patch<br>( <i>Magnaporthe poae</i> )   | 2-2.5  | 14                                | Apply when conditions are favorable for disease development. Initiate applications when soil temperatures reach 65°F at a 2 inch soil depth.  |
|   | 3.5-4  | 28                                |   |
| Take-All Patch<br>( <i>Gaeumannomyces graminis</i><br><i>var. avenae</i> )  | 3.5-4  | 28                                | Begin applications when conditions are favorable for disease infection, prior to disease symptom development. Make two applications 28 days apart in the spring and two applications 28 days apart in the fall. |

\* **DO NOT** apply more than two sequential applications of **AzProp G Select** for control of *Pythium* spp. For all other diseases when *Pythium* spp. is not present, **DO NOT** apply more than three sequential applications of **AzProp G Select**.



# AZPROP G SELECT™

FUNGICIDE

## STORAGE AND DISPOSAL

Do not contaminate water, food or feed by storage or disposal.

**PESTICIDE STORAGE:** Store in a tightly closed container in a cool, dry place. Store in original container and out of reach of children, preferably in a locked storage area.

**PESTICIDE DISPOSAL:** Pesticide spray mixture or rinsate that cannot be used should be disposed of in a landfill approved for pesticides. Improper disposal of excess pesticide spray mixture or rinsate is a violation of Federal law. If these wastes cannot be disposed of by the use according to label instructions, contact your State Pesticide or Environmental Control Agency or the Hazardous Waste representative at the nearest EPA Regional Office for guidance.

### CONTAINER HANDLING:

Nonrefillable container. Do not reuse or refill this container. Empty residue into application equipment. Offer container and foil bag for recycling, if available, or dispose of container and/or foil bag in a sanitary landfill or by incineration, if allowed by State and local authorities.

## LIMITATION OF WARRANTY AND LIABILITY

**IMPORTANT: READ BEFORE USE.** Read the entire Directions for Use, Conditions of Warranties and Limitations of Liability before using this product. If these terms and conditions are not acceptable, return the unopened product container at once. By using this product, user or buyer accepts the following Disclaimer of Warranties and Limitations of Liability. **CONDITIONS:** The directions for use of this product are believed to be adequate and must be followed carefully. However, it is impossible to eliminate all risks associated with the use of this product. Ineffectiveness, injury, and other unintended consequences may result because of such factors as manner of use or application (including misuse), the presence of other materials, weather conditions, and other unknown factors, all of which are beyond the control of PRIME SOURCE, LLC. All such risks shall be assumed by the user or buyer.

**DISCLAIMER OF WARRANTIES:** To the extent consistent with applicable law, PRIME SOURCE, LLC makes no other warranties, express or implied, of merchantability or of fitness for a particular purpose or otherwise, that extend beyond statements on this label. **LIMITATIONS OF LIABILITY:** To the extent consistent with applicable law, neither PRIME SOURCE, LLC the manufacturer, nor the Seller shall be liable for any indirect, special, incidental or consequential damages resulting from the use, handling, application, storage, or disposal of this product. To the extent consistent with applicable law, the exclusive remedy of the user or buyer for any and all losses, injuries or damages resulting from the use, handling, application, or storage of this product, whether in contract, warranty, tort, negligence, strict liability or otherwise, shall not exceed the purchase price paid.

Select is a trademark of Excelsior Equity, LLC

Headway® G is a registered trademark of a Syngenta Group Company

07062020 v1



**Manufactured By:**  
Prime Source, LLC  
P.O. Box 250  
10025 US Hwy 264 Alternate  
Middlesex, NC 27557