

# TRIAD **TZ** SELECT™

HERBICIDE

2,4-D, TRICLOPYR, DICAMBA	GROUP	4	HERBICIDE
SULFENTRAZONE	GROUP	14	HERBICIDE

**Broad-spectrum herbicide for control of broadleaf weeds in non-cropland sites and sod farms.**

**ACTIVE INGREDIENTS:**

2,4-D, 2-ethylhexyl ester . . . . .	.31.82%
Triclopyr butoxyethyl ester . . . . .	.8.40%
Dicamba acid . . . . .	.2.43%
Sulfentrazone . . . . .	.0.73%

**OTHER INGREDIENTS** . . . . . 56.62%

**TOTAL** . . . . . **100.0%**

THIS PRODUCT CONTAINS: 0.50 lb. Triclopyr acid per gallon, 0.06 lb. Sulfentrazone per gallon, 1.75 lb. 2,4-D acid per gallon, 0.20 lb. Dicamba acid per gallon. Isomer specific by AOAC Methods. Contains petroleum distillates.

## KEEP OUT OF REACH OF CHILDREN CAUTION

**Si Usted no entiende la etiqueta, busque a alguien para que se la explique a Usted en detalle: (If you do not understand the label, find someone to explain it to you in detail.)**


FIRST AID	
<b>IF SWALLOWED:</b>	<ul style="list-style-type: none"> <li>• Immediately call a poison control center or doctor for treatment advice.</li> <li>• Do not induce vomiting unless told to by a poison control center or doctor.</li> <li>• Do not give any liquid to the person.</li> <li>• Do not give anything by mouth to an unconscious person.</li> </ul>
<b>IF IN EYES:</b>	<ul style="list-style-type: none"> <li>• Hold eye open and rinse slowly and gently with water for 15 - 20 minutes.</li> <li>• Remove contact lenses, if present, after the first 5 minutes, then continue rinsing eye.</li> <li>• Call a poison control center or doctor for treatment advice.</li> </ul>
<b>IF ON SKIN OR ON CLOTHING:</b>	<ul style="list-style-type: none"> <li>• Take off contaminated clothing.</li> <li>• Rinse skin immediately with plenty of water for 15 - 20 minutes.</li> <li>• Call a poison control center or doctor for treatment advice.</li> </ul>
HOT LINE NUMBER	
Have the product container or label with you when calling a poison control center or doctor, or going for treatment. For emergency information concerning this product, call your poison control center at <b>1-800-222-1222</b> .	
<b>NOTE TO PHYSICIAN:</b> Contains petroleum distillates - vomiting may cause aspiration pneumonia.	

STOP! READ THE ENTIRE LABEL FIRST. OBSERVE ALL PRECAUTIONS AND FOLLOW DIRECTIONS CAREFULLY.  
Not for sale, distribution or use in Nassau or Suffolk Counties in New York State.

EPA Reg. No. 89442-52



**Manufactured By:**  
Prime Source, LLC  
P.O. Box 250  
10025 US Hwy 264 Alternate  
Middlesex, NC 27557



# TRIAD **TZ** SELECT™

HERBICIDE

## PRECAUTIONARY STATEMENTS

### Hazards to Human and Domestic Animals

**CAUTION.** Harmful if swallowed. Causes moderate eye irritation. Avoid contact with eyes, skin, or clothing. Wash thoroughly with soap and water after handling and before eating, drinking, chewing gum, using tobacco, or using the toilet.

### PERSONAL PROTECTIVE EQUIPMENT (PPE)

**All mixers, loaders, applicators and other handlers must wear:**

- Long-sleeved shirt and long pants,
- Shoes and socks, plus
- Chemical-resistant gloves made of barrier laminate, butyl rubber  $\geq 14$  mils, nitrile rubber  $\geq 14$  mils, or Viton  $\geq 14$  mils (except for applicators using ground boom equipment) and
- Chemical-resistant apron when mixing or loading, cleaning up spills or equipment, or otherwise exposed to the concentrate.

See **ENGINEERING CONTROLS** for additional requirements.

### ENGINEERING CONTROLS

When handlers use closed systems or enclosed cabs in a manner that meets the requirements listed in the Worker Protection Standards (WPS) for agricultural pesticides [40 CFR 170.240 (d) (4-6), the handler PPE requirements may be reduced or modified as specified in the WPS.

### USER SAFETY RECOMMENDATIONS

Users should:

1. Wash thoroughly with soap and water after handling and before eating, drinking, chewing gum, or using tobacco.
2. Remove clothing/PPE immediately if pesticide gets inside. Then wash thoroughly and put on clean clothing. If pesticide gets on skin, wash immediately with soap and water.
3. Remove PPE immediately after handling this product. Wash the outside of gloves before removing. As soon as possible, wash thoroughly and change into clean clothing

### ENVIRONMENTAL HAZARDS

This pesticide may be toxic to fish and aquatic invertebrates. Do not apply directly to water, to areas where surface water is present, or to intertidal areas below the mean high water mark. Drift and runoff may be hazardous to aquatic organisms in water adjacent to treated areas. Do not contaminate water when disposing of equipment wash waters or rinsate.

These chemicals (triclopyr, 2,4-D and dicamba) have properties and characteristics associated with chemicals detected in groundwater. The use of these chemicals in areas where soils are permeable, particularly where the water table is shallow, may result in groundwater contamination. Application around a cistern or well may result in contamination of drinking water or groundwater.


### PHYSICAL AND CHEMICAL HAZARDS

Do not mix or allow to come in contact with oxidizing agents. A hazardous chemical reaction may occur.

### DIRECTIONS FOR USE

It is a violation of Federal law to use this product in a manner inconsistent with its labeling.

Do not apply this product in a way that will contact workers or other persons, either directly or through drift. Only protected handlers may be in the area during application. For any requirements specific to your State or Tribe, consult the agency responsible for pesticide regulation.



# TRIAD **TZ** SELECT™

HERBICIDE

## AGRICULTURAL USE REQUIREMENTS

Use this product only in accordance with its labeling and with the Worker Protection Standard, 40 CFR part 170.

This standard contains requirements for the protection of agricultural workers on farms, forests, nurseries, and greenhouses, and handlers of agricultural pesticides. It contains requirements for training, decontamination, notification, and emergency assistance. It also contains specific instructions and exceptions pertaining to the statements on this label about personal protective equipment and restricted-entry interval. The requirements in this box only apply to uses of this product that are covered by the Worker Protection Standard.

Do not enter or allow worker entry into treated areas during the restricted entry interval (REI) of 24 hours.

PPE required for early entry to treated areas that is permitted under the Worker Protection Standard and that involves contact with anything that has been treated, such as plants, soil, or water is:

- Coveralls worn over short-sleeved shirt and short pants
- Chemical-resistant footwear plus socks
- Chemical-resistant gloves made of barrier laminate, butyl rubber  $\geq 14$  mils, nitrile rubber  $\geq 14$  mils, or Viton  $\geq 14$  mils
- Chemical-resistant headgear for overhead exposure
- Protective eyewear

## NON-AGRICULTURAL USE REQUIREMENTS

The requirements in this box apply to uses of this product that are NOT within the scope of the Worker Protection Standard for agricultural pesticides (40 CFR Part 170). The WPS applies when this product is used to produce agricultural plants on farms, forests, nurseries, or greenhouses.

Do not enter or allow people (or pets) to enter the treated area until sprays have dried.

## SPRAY DRIFT MANAGEMENT

It is the responsibility of the applicator to avoid spray drift at the application site. Do not allow the herbicide solution to mist, drip, drift, or splash from treated areas onto desirable broadleaf plants, as small amounts of this product can damage sensitive plants near the treated area. If desirable plants are accidentally sprayed, immediately rinsing leaves with water may reduce or eliminate plant damage.

### Droplet Size

When applying sprays that contain 2,4-D mixed with active ingredients that require a Coarse or coarser spray, apply only as a Coarse or coarser spray (ASAE standard 572.1) or a volume mean diameter of 385 microns or-greater for spinning atomizer nozzles.

When applying sprays that contain 2,4-D mixed with other active ingredients that required a Medium or more fine spray, apply only as a Medium or coarser spray (ASAE standard 572.1) or a volume mean diameter of 300 microns or greater for spinning atomizer nozzles.

### Temperature Inversions


If applying at wind speeds less than 3 mph, the applicator must determine if: a) conditions of temperature inversion exist, or b) stable atmospheric conditions exist at or below nozzle height. Do not make applications into areas of temperature inversions or stable atmospheric conditions.

### Other State and Local Requirements

Applicators must follow all state and local pesticide drift requirements regarding application of 2,4-D herbicides. Where states have more stringent regulations, they must be observed.

### Equipment

All ground application equipment must be properly maintained and calibrated using appropriate carriers or surrogates. Additional requirements for ground boom application: Do not apply with a nozzle height greater than 4 feet above the crop canopy.



# TRIAD **TZ** SELECT™

HERBICIDE

## SPRAY DRIFT RESTRICTIONS:

- Do not apply with aerial equipment
- Do not apply with chemigation
- **Susceptible Plants** - Do not apply under circumstances where spray drift may occur to food, forage, or other plantings that might be damaged or crops thereof rendered unfit for sale, use or consumption. Susceptible crops include, but are not limited to, cotton, okra, flowers, grapes (in growing stage), fruit trees (foliage), soybeans (vegetative stage), ornamentals, sunflowers, tomatoes, beans, and other vegetables, or tobacco. Small amounts of spray drift that might not be visible may injure susceptible broadleaf plants.
- 2,4-D esters may volatilize during conditions of low humidity and high temperatures. Do not apply during conditions of low humidity and high temperatures.
- **Wind Speed** - Do not apply at wind speeds greater than 10 mph. Only apply this product if the wind direction favors on-target deposition and there are not sensitive areas (including, but not limited to, bodies of water, known habitat for non-target species, nontarget crops) within 250 feet downwind. If applying a Medium spray, leave one swath unsprayed at the downwind edge of the treated field.
- Do not apply during temperature inversions

## PRODUCT DESCRIPTION

**Triad TZ Select™** is a selective post-emergence broadleaf herbicide. It has four active ingredients with two modes of action. It controls listed annual and perennial broadleaf weeds in Kentucky bluegrass, perennial ryegrass, tall and fine fescues, and bentgrass turf.

**Triad TZ Select™** is quickly taken up by the leaves and stems of plants and weed growth ceases within hours. The weed control effects may be seen within a few hours to a few days after application. The most noticeable symptom is a bending and twisting of stems and leaves. Other symptoms progress from epinasty (curling of the meristematic regions) to leaves turning yellow, red, or purple, and finally to necrosis. Weed death occurs in 1 to 4 weeks after application, depending on the application rate, sensitivity of the weed, and environmental conditions.

## RESISTANCE MANAGEMENT


For resistance management, this product contains Group 4 and Group 14 herbicides. Any weed population may contain or develop plants naturally resistant to this product and other Group 4 or 14 herbicides. The resistant biotypes may dominate the weed population if these herbicides are used repeatedly in the same area. Appropriate resistance management strategies should be followed.

To delay herbicide resistance take one or more of the following steps:

- Rotate the use of this product or other Group 4 or 14 herbicides within a growing season sequence or among growing seasons with different herbicide groups that control the same weeds.
- Use tank mixtures with herbicides from a different group if such use is permitted; where information on resistance in target weed species is available, use the less resistance-prone partner at a rate that will control the target weed(s) equally as well as the more resistance-prone partner. Consult your local extension service or pest control advisor if you are unsure as to which active ingredient is currently less prone to resistance.
- Adopt an integrated weed-management program for herbicide use that includes scouting and uses historical information related to herbicide use, and that considers mechanical control methods, cultural (e.g., timing to favor the turf and not the weeds), biological (weed-competitive varieties) and other management practices.
- Scout after herbicide application to monitor weed populations for early signs of resistance development. Indicators of possible herbicide resistance include: 1) failure to control a weed species normally controlled by the herbicide at the dose applied, especially if control is achieved on adjacent weeds; 2) a spreading patch of non-controlled plants of a particular weed species; 3) surviving plants mixed with controlled individuals of the same species. If resistance is suspected, prevent weed seed production in the affected area by an alternative herbicide from a different group or by a mechanical method. Prevent movement of resistant weed seeds to other areas by cleaning equipment.
- If a weed pest population continues to progress after treatment with this product, discontinue use of this product, and switch to another management strategy or herbicide with a different mode of action, if available.

Contact your local extension specialist or pest control advisor for additional pesticide resistance management and/or integrated weed-management recommendations for specific types of turf and weed biotypes.

- For further information or to report suspected resistance, contact your Prime Source, LLC representative.



# TRIAD **TZ** SELECT™

HERBICIDE

## Triad TZ Select™ offers these advantages:

- Excellent postemergent activity with proven rapid and effective weed control performance for some of the toughest broadleaf weeds in turfgrass including: dandelion, spurge and white clover.
- This product exhibits improved cool-weather performance.
- The speed of action (rate of weed phytotoxicity, yellowing) and the early weed symptoms are features of sulfentrazone. Often, the weed injury symptoms can be noticed within hours of the application and plant death can occur within 10 to 14 days.
- This product is generally rainfast in as little as 3 hours.

## SPRAY PREPARATION AND TANK MIXTURES

Triad TZ Select™ is an emulsifiable concentrate that disperses easily in water and forms a stable emulsion. In certain applications, liquid fertilizer may replace part of the water.

### Mixing with water:

Add 1/2 the required amount of water to the spray tank, then add Triad TZ Select™ slowly with agitation, and complete filling the tank with water. Mix thoroughly and continue agitation while spraying.

When this product is left standing for extended periods of time, re-agitate to assure uniformity of the spray mixture.

Do not use tank additives that alter the pH of the spray solution below pH 5 or above pH 8. Buffer the spray solution to alter the pH range as appropriate.

### Mixing with liquid fertilizers:

Use suitable sources and rates of fertilizer based upon recommendations of your fertilizer supplier or State Extension Service Specialist.

### Mixing with other pesticides:

It is the pesticide user's responsibility to ensure that all products in the listed mixtures are registered for the intended use. Users must follow the most restrictive directions for use and precautionary statements of each product in the tank mixture.

### Verify physical compatibility with a jar test:

Always perform a jar test for compatibility before large scale mixing. The jar test can be conducted by mixing all components in a small container in proportionate quantities. If the mixture separates after standing and can be mixed readily by shaking, then the mixture can be used and applied with spray equipment providing continuous agitation. If large flakes, sludge, gels or other precipitates form, or if a separate oily layer or oil globules appear, then the herbicide and the liquid fertilizer must not be prepared as a tank mixture.

Liquid fertilizers are either solutions (true fluids) or suspensions. Physical compatibility of this product is adequate with liquid nitrogen solutions. Mixing this product with suspensions or N-P-K solutions may not be (may be marginal) without pre-mixing this product with water.

Premixing this product with two parts water will ensure that the emulsifiers are activated enabling the herbicide to be suspended in the fertilizer.

### Adjuvants and spray additives:


Adjuvants (such as surfactants, spreaders, spreader-stickers, spray thickeners, foaming agents, activators, detergents, and drift-reducing agents) combined with this product can damage the leaf tissue of turfgrass. If any discoloration or cosmetic effects are objectionable or would be unacceptable, then adjuvant(s) combined with Triad TZ Select™ would not be recommended. Do not use adjuvants and spray additive tank-mix combinations, unless your experience indicates that the tank mixture will not result in turf injury.

## GROUND EQUIPMENT

### Spray distribution:

The accuracy and uniformity of the herbicide distribution is the sole responsibility of the applicator. Power sprayers fitted with a boom or spray wand/gun may be used for broadcast applications and spot treatments. Boom sprayers equipped with appropriate nozzles, tips, and screens are suitable for broadcast applications. For best spray distribution and coverage, select a spray volume and delivery system that will ensure accurate and uniform coverage.

Spray volumes of 10 to 220 gallons per acre with spray pressures adjusted to between 20 to 40 psi. Use higher spray volumes for dense weed populations (up to 220 gallons per acre or 5 gallons per 1,000 square feet).



# TRIAD **TZ** SELECT™

HERBICIDE

Calibration and proper application are essential when using this product.

Over-application or rates above those specified on this label can cause turf injury.

**Hand-held technique:**

Wands fitted with flat fan nozzle tips may be used with the appropriate technique. Flat fan nozzles should not be waved in a back-and-forth motion, or in a side-to-side motion, or in a swinging arm motion. Instead, the nozzle should be held stationary at the proper height. Side-to-side motion results in uneven coverage.

Hand operated sprayers including backpack sprayers, compression sprayers are appropriate for small turfgrass areas.

After using this product, clean sprayer with soap or detergent and water, or an approved spray tank cleaner and rinse thoroughly before applying other pesticides.

## WHERE TO USE

**Triad TZ Select™** provides broadleaf weed control in the following sites:

**Residential/domestic sites** including areas associated with household or home life including apartment complexes, and condominiums.

**Ornamental turf sites** including turfgrass established around residences, parks, streets, cracks in paved areas, retail outlets, cemeteries, industrial and institutional buildings, recreation areas, playgrounds, fairgrounds, and athletic fields.

**Institutional sites** including properties or facilities providing a service to public or private organizations including, but not limited to hospitals, nursing homes, schools, museums, libraries, sport facilities, golf courses, and office buildings.

**Non-cropland sites:** including farmyards, fencerows or fence lines, highway rights-of-way (principal, interstate, county, private, and unpaved roads):

Roadsides, roadside ditches, road shoulders, road embankments, dividers, and medians;

Industrial sites: Lumberyards, tank farms, fuel or equipment storage areas;


Municipal, state, and federal lands: Airports and military installations; railroad rights of-ways, railroad yards, railroad crossings and railroad bridge abutments;

Utility rights-of-way: telephone, pipeline, electrical powerlines, and communication transmission lines.

**Agricultural site:** Commercial sod production

**RESTRICTIONS:**

- Do not apply to any body of water such as lakes, streams, rivers, ponds, reservoirs, or estuaries (salt water bays).
- Do not apply to any shorelines (non-cropland sites adjacent to the edges of a body of water) of lakes, streams, rivers, ponds, reservoirs, or estuaries (salt water bays)
- Do not apply to wetlands (swamps, bogs, potholes, or marshes).
- Do not apply to agricultural irrigation water or on agricultural irrigation ditchbanks and canals.
- Do not apply to agricultural drainage water or on agricultural ditchbanks.
- Do not apply this product to St Augustinegrass, bentgrass, greens and tees, carpetgrass, dichondra, legumes, and lawns where desirable clovers are present.
- Do not broadcast apply this product when temperatures are above 85°F, some injury may be expected with spot treatments when air temperatures exceed 85°F.
- To avoid turf injury, use only on turfgrass that is reasonably free of stress from diseases, insects, excess heat or cold, drought or excess rainfall/irrigation, shaded areas, low soil pH, nematodes, improper mowing or improper applications of fertilizer and pesticides.
- For ground application only; aerial applications are not permitted.
- Do not apply this product through any type of irrigation system.
- Applications to non-cropland areas are not applicable to treatment of commercial timber or other plants being grown for sale or other commercial use (except sod), or for commercial seed production, or for research purposes.



# TRIAD **TZ** SELECT™

HERBICIDE

## STATE RESTRICTIONS:

**Arizona:** The state of Arizona has not approved this product for use on sod farms.

**New York:** In New York State, the maximum application rate is 4.75 pints of product per acre per application (0.035 lb sulfentrazone ai/acre/year). Only one application per year of this product is allowed. This product is not allowed to be sold, distributed or used in Nassau or Suffolk Counties.

**California:** Make broadcast applications only between March 1 and September 1. If troublesome weeds appear during other times of the year, a spot application can be made. While irrigation is necessary and important for plant growth, apply irrigation water efficiently so that no more than 125% of the net irrigation requirement is applied for any irrigation event. Apply efficient irrigations for six months following application of sulfentrazone containing products. Do not apply this product to bare ground.

## APPLICATION TIMING

Apply **Triad TZ Select™** to broadleaf weeds that are young and actively growing for the best results. Spring and fall treatments under adequate soil moisture conditions are preferred to the summer treatments. Generally, summer broadcast applications to older, drought stressed weeds are less effective.

Fall applications provide improved control for emerged winter annuals and perennials such as henbit, chickweed, clover and ground ivy.

## Timing Factors Which Affect Weed Control

- Weed control is more effective when the daytime air temperature is above 50°F, soil moisture is adequate, and target weeds are young and actively growing.
- Rainfast in as little as 3 hours.
- If dry conditions exist, irrigation 24 hours before and 24 hours after the application will increase weed control.
- Higher spray volumes may increase weed control during adverse conditions.

## For Newly Seeded Areas:

Delay application of this product to grass seedlings until after the second or third mowing.

## For Newly Sodded, Sprigged, or Plugged Areas:

The application of this product should be delayed until 3 to 4 weeks after the sodding, sprigging, or plugging operations.


## Reseeding interval:

Treated areas may be reseeded 3 weeks after application.

## TURFGRASS TOLERANCE

### Factors Which Affect Turfgrass Tolerance

- Turfgrass tolerance to this product may vary, and temporary turfgrass yellowing may occur on listed warm-season turfgrass (see Table 1).
- Tolerant turf species listed on this label may exhibit temporary turf injury. The best tolerance occurs under optimal conditions for the turfgrass. Adverse environmental conditions may reduce the selectivity on the turfgrass. Injury may occur under marginal conditions (e.g. low temperatures and drought stress) or under extreme conditions (e.g. high temperatures and high humidity). To avoid turf injury, use only on turfgrass that is reasonably free of stress from diseases, insects, excess heat or cold, drought or excess rainfall/irrigation, shaded areas, low soil pH, nematodes, improper mowing or improper applications of fertilizer and pesticides.
- Certain spray tank additives (adjuvants, wetting agents, and surfactants), liquid fertilizers; and tank mixtures containing emulsifiable concentrates may reduce the selectivity on the turfgrass. Use adjuvants and spray additives or tank-mix combinations only when your experience indicates that the tank mixture will not result in objectionable turf injury.
- Do not broadcast apply this product when temperatures are above 85°F; some injury can also be expected with spot treatments when air temperatures exceed 85°F.



# TRIAD **TZ** SELECT™

HERBICIDE


## USE RATES AND SPRAY VOLUMES:

Generally, the lower application rates within the specified range will provide satisfactory control of sensitive weed species. The higher application rates within the specified range will be required for dense infestations of perennial weeds, for adverse/extreme environmental conditions, or for weeds hardened off or more mature.

Table 1. Use Rates for Ornamental Turfgrass, Sod Farms and Non-Cropland.		
Species	Rate	Spray Volume
<b>Cool-Season Turf</b>		
Kentucky bluegrass, annual bluegrass, annual ryegrass	3.25 to 4 Pints/Acre	10 to 220 Gallons/Acre
Perennial ryegrass, tall fescue, red or fine leaf fescues	(1.2 to 1.5 fl. oz./1,000 sq.ft.)	(0.25 to 5.0 Gallons/1,000 sq.ft.)
<b>Warm-Season Turf (Dormant Turf)</b>		
Hybrid Bermudagrass, common Bermudagrass, Zoysiagrass and Bahiagrass	2 to 2.25 Pints/Acre (0.75 to 0.83 fl. oz./1,000 sq.ft.)	10 to 220 Gallons/Acre (0.25 to 5.0 Gallons/1,000 sq.ft.)
<p><b>Dormant turf: Triad TZ Select™</b> may be applied to fully dormant bermudagrass, fully dormant zoysiagrass and fully dormant bahiagrass.</p> <p><b>Note:</b> Do not apply to above listed warm-season turfgrass unless turf injury can be tolerated. It is impossible to test all environmental conditions for the listed warm-season turfgrass. We suggest testing this product on a small area and observe the treated area for 30 days to determine the acceptability of turf discoloration.</p> <p>Do not apply this product to warm-season turfgrass during Spring green-up or in the fall during the transition period between active growth and dormancy.</p>		

TABLE 2. Limitations on broadcast applications to ornamental turfgrass, sod farms and noncropland.				
Use Site	Maximum Rate per Application	Maximum Number of Applications per Year*	Minimum Interval Between Applications	Maximum yearly rate
Ornamental Turfgrass	4.0 pints/A (0.88 lb 2,4-D ae/A) (0.25 lb triclopyr ae/A) (0.10 lb dicamba ae/A) (0.03 lb sulfentrazone ae/A)	2	N/A	8.0 pints/A (1.75 lb 2,4-D ae/A) (0.50 lb triclopyr ae/A) (0.20 lb dicamba ae/A) (0.06 lb sulfentrazone ae/A)
Sod Farms	4.0 pints/A (0.88 lb 2,4-D ae/A) (0.25 lb. triclopyr ae/A) (0.10 lb dicamba ae/A) (0.03 lb sulfentrazone ae/A)	2	21 days	8.0 pints/A (1.75 lb 2,4-D ae/A) (0.50 lb triclopyr ae/A) (0.20 lb dicamba ae/A) (0.06 lb sulfentrazone ae/A)
Non-Cropland	4.0 pints/A (0.88 lb 2,4-D ae/A) (0.25 lb triclopyr ae/A) (0.10 lb dicamba ae/A) (0.03 lb sulfentrazone ae/A)	1 (woody plants)	N/A	8.0 pints/A (1.75 lb 2,4-D ae/A) (0.50 lb triclopyr ae/A) (0.20 lb dicamba ae/A) (0.06 lb sulfentrazone ae/A)
		2 (annual & perennial weeds)	30 days	
* New York: Only one application per year of this product is allowed.				





# TRIAD **TZ** SELECT™

HERBICIDE

## SPOT TREATMENT WITH HAND OPERATED SPRAYERS (INCLUDING BACKPACK SPRAYERS AND PUMP-UP TYPE SPRAYERS)

Apply any time the emerged broadleaf weeds are actively growing.

Calibration and proper application are essential when using this product.

Uniform applications are essential when using this product. Over application or rates above those specified on this label including excessive overlaps of this product can cause turf injury.

**Hand-held techniques:** Wands fitted with flat fan nozzle tips may be used with the appropriate technique. Flat fan nozzles should not be waved in a back-and-forth motion, or in a side-to-side motion, or in a swinging arm motion. Instead, the nozzle should be held stationary at the proper height. Side-to-side motion results in uneven coverage.

Apply follow-up applications as spot treatments at a 30-day interval for more mature weeds, for dense infestations, and for adverse environmental conditions.

**For cool-season turfgrass listed in Table 1:** Mix 1.2 to 1.5 fl.oz. of **Triad TZ Select™** per one (1.0) gallon of water for treatment of approximately 1,000 sq. ft. of turfgrass. Apply any time the emerged broadleaf weeds are susceptible.

**For warm-season turfgrass (dormant turf) listed in Table 1:** Mix 0.75 to 0.83 fl.oz. of **Triad TZ Select™** per one (1.0) gallon of water for treatment of approximately 1,000 sq. ft. of turfgrass. Apply any time the emerged broadleaf weeds are susceptible.


## CULTURAL TIPS

### Irrigation

- Rainfast in as little as 3 hours. Do not apply this product immediately before rainfall or irrigation.
- If possible, do not irrigate or water the turfgrass within 3 to 24 hours after application.
- If dry conditions exist, a scheduled irrigation or watering 24 hours before and 24 hours after application is recommended.

### Mowing

- Delay mowing 2 days before and until 2 days after the application of this product.



# TRIAD **TZ** SELECT™

HERBICIDE

## BROADLEAF WEEDS CONTROLLED


Triad TZ Select™ will control or suppress the following broadleaf weeds. Apply any time the emerged broadleaf weeds are susceptible.

BROADLEAF WEEDS			
Aster, white heath & white prairie	Dock	Lespedeza	Purslane
Bedstraw	Dogfennel nglish Daisy	Mallow, common	Ragweed
Beggarweed, creeping	False dandelion	Matchweed	Red sorrel (*sheep sorrel)
Bindweed	(*spotted catsear & common catsear)	Mouseear chickweed	Shepherdspurse
Black medic	Field bindweed (*morningglory & creeping jenny)	Mustard	Speedwell (Veronica)
Broadleaf plantain	Field oxeye-daisy	Nettle	Spurge
Buckhorn plantain	(*creeping oxeye)	Nutsedge** (yellow)	Thistle
Bull thistle	Field filaree, whitestem & redstem	Old world diamond flower	Virginia buttonweed
Burdock, common	Florida betony	Oxalis (*yellow woodsorrel & creeping woodsorrel)	White clover
Buttercup, creeping	Florida pusley	Parsley-piert	(*Dutch clover, honeysuckle clover, white trefoil, & purplewort)
Carpetweed	Ground ivy	Pennsylvania smartweed	Wild carrot
Catnip	Groundsel	Pepperweed	Wild garlic
Chickweed	Hawkweed	Pigweed	Wild geranium
Chicory	Healall	Pineappleweed	Wild lettuce
Cinquefoil	Henbit	Plantain	Wild mustard
Clover	Innocence (Blue-eyed Mary)	Poison ivy	Wild onion
Curly dock	Knotweed	Poison oak	Wild strawberry
Dandelion	Lambsquarters	Prickly lettuce (*compass plant)	Wild violet***
Dayflower	Lawn burweed	Puncturevine	Yarrow
Deadnettle		Purple cudweed	Yellow rocket

\* Synonyms

\*\* Suppression only when nutsedge is young and actively growing.

\*\*\* For best results, apply in the Spring when wild violets are blooming or apply a late fall application followed by a spring application.



# TRIAD **TZ** SELECT™

HERBICIDE

## STORAGE AND DISPOSAL

Do not contaminate water, food, or feed by storage or disposal.

**PESTICIDE STORAGE:** Store in original container in a locked storage area inaccessible to children or pets. Keep from freezing.

**PESTICIDE DISPOSAL:** Pesticide wastes are acutely hazardous. Improper disposal of excess pesticide, spray mixture, or rinsate is a violation of Federal law. If these wastes cannot be disposed of by use according to label instructions, contact your State Pesticide or Environmental Control Agency, or the Hazardous Waste Representative at the nearest EPA Regional Office for guidance.

### CONTAINER HANDLING:

#### For Plastic Containers - Nonrefillable with capacities equal to or less than 5 gallons:

Nonrefillable container. Do not reuse or refill this container. Offer for recycling, if available, or puncture and dispose of in a sanitary landfill, or by incinerator

Pressure rinse as follows: Empty the remaining contents into application equipment or a mix tank and continue to drain for 10 seconds after the flow begins to drip. Hold container upside down over application equipment or mix tank or collect rinsate for later use or disposal. Insert pressure rinsing nozzle in the side of the container, and rinse at about 40 PSI for at least 30 seconds. Drain for 10 seconds after the flow begins to drip.

#### For Plastic Containers - Nonrefillable with capacities greater than 5 gallons:

Nonrefillable container. Do not reuse or refill this container. Offer for recycling, if available, or puncture and dispose of in a sanitary landfill or other procedures allowed by state and local authorities.

Triple rinse [or pressure rinse] container (or equivalent) promptly after emptying.

Triple rinse as follows: Empty the remaining contents into application equipment or a mix tank. Fill the container 1/4 full with water. Replace and tighten closures. Tip container on its side and roll it back and forth, ensuring at least one complete revolution, for 30 seconds. Stand the container on its end and tip it back and forth several times. Turn the container over onto its other end and tip it back and forth several times. Empty the rinsate into application equipment or a mix tank or store rinsate for later use or disposal. Repeat this procedure two more times.


[Pressure rinse as follows: Empty the remaining contents into application equipment or a mix tank and continue to drain for 10 seconds after the flow begins to drip. Hold container upside down over application equipment or mix tank or collect rinsate for later use or disposal. Insert pressure rinsing nozzle in the side of the container, and rinse at about 40 PSI for at least 30 seconds. Drain for 10 seconds after the flow begins to drip.]

#### For Refillable Containers:

Refillable container. Refill this container with pesticide only. Do not reuse this container for any other purpose.

Container cleaning: Cleaning the container before final disposal is the responsibility of the person disposing of the container. Cleaning before refilling is the responsibility of the refiller.

To clean the container before final disposal, empty the remaining contents from this container into application equipment or a mix tank. Fill the container about 10 percent full with water. Agitate vigorously or recirculate water with the pump for 2 minutes. Pour or pump rinsate into application equipment or rinsate collection system. Repeat this rinsing procedure two more times. Offer for recycling, if available, or puncture and dispose of in a sanitary landfill or other procedures allowed by state and local authorities.



# TRIAD SELECT™

HERBICIDE

## CONDITION OF SALE AND LIMITATION OF WARRANTY AND LIABILITY

**NOTICE:** Read the entire Directions for Use and Conditions of Sale and Limitation of Warranty and Liability before buying or using this product. If the terms are not acceptable, return the product at once, unopened, and the purchase price will be refunded.

The Directions for Use of this product must be followed carefully. It is impossible to eliminate all risks inherently associated with the use of this product. Ineffectiveness or other unintended consequences may result because of such factors as manner of use or application, weather, presence of other materials or other influencing factors in the use of the product, which are beyond the control of Prime Source, LLC or Seller. To the extent consistent with applicable law, all such risks shall be assumed by Buyer and User, and Buyer and User agree to hold Prime Source, LLC and Seller harmless for any claims relating to such factors.

Prime Source, LLC warrants that this product conforms to the chemical description on the label and is reasonably fit for the purposes stated in the Directions for Use, subject to the inherent risks referred to above, when used in accordance with directions under normal use conditions. This warranty does not extend to the use of this product contrary to label instructions, or under abnormal conditions or under conditions not reasonably foreseeable to or beyond the control of Seller or Prime Source, LLC, and Buyer and User assume the risk of any such use. **TO THE EXTENT CONSISTENT WITH APPLICABLE LAW, PRIME SOURCE, LLC MAKES NO WARRANTIES OF MERCHANTABILITY OR OF FITNESS FOR A PARTICULAR PURPOSE NOR ANY OTHER EXPRESS OR IMPLIED WARRANTY EXCEPT AS STATED ABOVE.**

To the extent consistent with applicable law, neither Prime Source, LLC nor Seller shall be liable for any incidental, consequential or special damages resulting from the use or handling of this product. **TO THE EXTENT CONSISTENT WITH APPLICABLE LAW, THE EXCLUSIVE REMEDY OF THE USER OR BUYER, AND THE EXCLUSIVE LIABILITY OF PRIME SOURCE, LLC AND SELLER FOR ANY AND ALL CLAIMS, LOSSES, INJURIES OR DAMAGES (INCLUDING CLAIMS BASED ON BREACH OF WARRANTY, CONTRACT, NEGLIGENCE, TORT, STRICT LIABILITY OR OTHERWISE) RESULTING FROM THE USE OR HANDLING OF THIS PRODUCT, SHALL BE THE RETURN OF THE PURCHASE PRICE OF THE PRODUCT OR, AT THE ELECTION OF PRIME SOURCE, LLC OR SELLER, THE REPLACEMENT OF THE PRODUCT.**

Prime Source, LLC and Seller offer this product, and Buyer and User accept it, subject to the foregoing Conditions of Sale and Limitation of Warranty and Liability, which may not be modified except by written agreement signed by a duly authorized representative of Prime Source, LLC.

200205\_v1