

IPRODIONE 2F SELECT™

FUNGICIDE


PREVENTS AND CONTROLS LISTED SPRING, SUMMER, FALL, AND WINTER DISEASES ON TURFGRASS AND ORNAMENTALS

ACTIVE INGREDIENT	% BY WT	
Iprodione: 3-(3,5-dichlorophenyl)-N-(1-methylethyl)-2,4-dioxo-1-imidazolidinecarboxamide)*	23.0%	*Equivalent to 2 pounds Iprodione per gallon.
OTHER INGREDIENTS:	77.0%	
Total	100.0%	

GROUP	2	FUNGICIDE
--------------	----------	------------------

KEEP OUT OF REACH OF CHILDREN CAUTION

FIRST AID	
IF SWALLOWED:	<ul style="list-style-type: none"> • Call a poison control center or doctor immediately for treatment advice. • Do not give any liquid to the person. • Do not induce vomiting unless told to by the poison control center or doctor • Do not give anything to an unconscious person.
IF ON SKIN OR CLOTHING:	<ul style="list-style-type: none"> • Take off contaminated clothing. • Rinse skin immediately with plenty of water for 15-20 minutes. • Call a poison control center or doctor for treatment advice.
IF INHALED:	<ul style="list-style-type: none"> • Move person to fresh air. • If person is not breathing, call 911 or an ambulance, then give artificial respiration, preferably mouth-to-mouth, if possible. • Call a poison control center or doctor for further treatment advice.
IF IN EYES:	<ul style="list-style-type: none"> • Hold eye open and rinse slowly and gently with water for 15-20 minutes. • Remove contact lenses, if present, after the first 5 minutes, then continue rinsing. • Call a poison control center or doctor for treatment advice.
HOT LINE NUMBER	
<p>Have the product label with you when calling a poison control center or doctor, or going for treatment. For emergency information concerning this product, call the National Pesticides Information Center (NPIC) at 1-800-858-7378 seven days a week, 6:30 a.m. to 4:30 p.m. Pacific Time (NPIC Website: www.npic.orst.edu). Outside of these times call your poison control center at 1-800-222-1222.</p>	



IPRODIONE 2F SELECT™

FUNGICIDE

**PRECAUTIONARY STATEMENTS
HAZARDS TO HUMANS AND DOMESTIC ANIMALS
CAUTION**

Harmful if swallowed, absorbed through skin, or inhaled. Avoid contact with skin, eyes, or clothing. Avoid breathing spray mist. Prolonged or frequently repeated skin contact may cause allergic reactions in some individuals.

PERSONAL PROTECTIVE EQUIPMENT (PPE)

Mixers, loaders, others exposed to the concentrate, cleaners/repairers of equipment, and applicators applying as a dip treatment must wear long-sleeve shirt and long pants, chemical resistant gloves (barrier laminate, nitrile rubber (≥ 14 mils), neoprene rubber (≥ 14 mils), or viton (≥ 14 mils)), chemical-resistant apron, and chemical-resistant footwear plus socks.

Applicators using hand held equipment must wear coveralls over long-sleeve shirt and long pants, chemical-resistant gloves (barrier laminate, nitrile rubber (≥ 14 mils), neoprene rubber (≥ 14 mils), or viton (≥ 14 mils)), chemical-resistant footwear plus socks, chemical-resistant headgear for overhead exposures, and a dust/mist filtering respirator (MSHA/NIOSH approval number prefix TC-21C), or a NIOSH approved respirator with any R, P, or HE filter.

Applicators using aircraft or mechanical ground equipment (groundboom, airblast, etc.), and flaggers for aerial applications must wear long-sleeve shirt and long pants, and shoes plus socks.

Applicators using truck-mounted equipment with a handgun at the end of a hose (i.e., for commercial turfgrass or ornamental applications) and all other handlers not specified above must wear long-sleeve shirt and long pants, chemical-resistant gloves (barrier laminate, nitrile rubber (≥ 14 mils), neoprene rubber (≥ 14 mils), or viton (≥ 14 mils)), and shoes plus socks.

Follow manufacturer's instructions for cleaning/maintaining personal protective equipment (PPE). If no such instructions for washables exist, use detergent and hot water. Keep and wash PPE separately from other laundry. Discard clothing or other materials that have been drenched or heavily contaminated with this product's concentrate. Do not reuse them.

ENGINEERING CONTROLS

When handlers use closed systems, enclosed cabs, or aircraft in a manner that meets the requirements listed in the Worker Protection Standard (WPS) for agricultural pesticides [40 CFR 170.240 (d)(4-6)], the handler PPE requirements may be reduced or modified as specified in the WPS.

USER SAFETY RECOMMENDATIONS

Users should:

- Wash hands before eating, drinking, chewing gum, using tobacco or using the toilet.
- Remove clothing/PPE immediately if pesticide gets inside. Then wash thoroughly and put on clean clothing.
- Remove clothing/PPE immediately if pesticide gets inside. Then wash thoroughly and put on clean clothing.

ENVIRONMENTAL HAZARDS


This chemical can contaminate surface water through aerial and ground spray applications. Under some conditions, it may also have a high potential for runoff into surface water after application. These include poorly draining or wet soils with readily visible slopes toward adjacent surface waters, frequently flooded areas, areas overlaying extremely shallow ground water, areas with in-field canals or ditches that drain to surface water, areas not separated from adjacent surface waters with vegetated filter strips, and areas overlaying tile drainage systems that drain to surface water.

This pesticide is toxic to invertebrates. Do not apply directly to water or to areas where surface water is present or to intertidal areas below the mean high-water mark. Drift and runoff may be hazardous to aquatic organisms in neighboring areas. Do not contaminate water when disposing of equipment washwater or rinsate.

PHYSICAL OR CHEMICAL HAZARDS

Hazardous chemical reaction may occur.

Do not use with, mix, or store near any oxidizing or reducing agents.



IPRODIONE 2F ***SELECT***[™]

FUNGICIDE

DIRECTIONS FOR USE

It is a violation of Federal Law to use this product in a manner inconsistent with its labeling.

Read entire label before using this product.

Do not apply this product in a way that will contact workers or other persons, either directly or indirectly or through drift. Only protected handlers may be in the area during application. For any requirements specific to your State or Tribe, consult the agency responsible for pesticide regulation.

AGRICULTURAL USE REQUIREMENTS

Use this product only in accordance with its labeling and with the Worker Protection Standard, 40 CFR Part 170. This Standard contains requirements for the protection of agricultural workers on farms, forests, nurseries, and greenhouses, and handlers of agricultural pesticides. It contains requirements for training, decontamination, notification, and emergency assistance. It also contains specific instructions and exceptions pertaining to the statements on this label about personal protective equipment (PPE) and restricted-entry interval. The requirements in this box only apply to uses of this product that are covered by the Worker Protection Standard.

Do not enter or allow worker entry into treated areas during the restricted entry interval of 12 hours for ornamental uses. The restricted entry interval for all other WPS uses is 24 hours.

PPE required for early entry to treated areas that is permitted under the Worker Protection Standard and that involves contact with anything that has been treated, such as plants, soil or water, is:

- Coveralls
- Chemical-resistant gloves: barrier laminate, nitrile rubber (≥ 14 mils), neoprene rubber (≥ 14 mils), or viton (≥ 14 mils)
- Shoes plus socks.

NON-AGRICULTURAL USE REQUIREMENTS

The requirements in this box apply to ornamental and turf uses (golf courses, landscape and institutional areas) of this product that are NOT within the scope of the Worker Protection Standard (WPS) for agricultural pesticides (40 CFR Part 170). The WPS applies when this product is used to produce agricultural plants on farms, forests, nurseries or greenhouses.

Do not enter or allow others to enter the treated area until sprays have dried.

PRODUCT USE DIRECTIONS

Iprodione 2F Select is a fungicide used for control of listed spring, summer, fall and winter diseases on non-residential turf located on golf courses, sod farms and institutional areas where fine turf is grown, and on non-residential ornamental flowers and foliage plants grown in field and landscape nurseries or greenhouses, and in conifer nurseries.

Follow all directions, precautions and limitations on this label to obtain optimum disease control and to prevent crop injury.

RESTRICTIONS - Turf and Ornamental Uses:

Use of this product at Residential sites is prohibited. Do not apply this product when the wind direction is toward aquatic areas.

Except for use on golf courses, if applying this product adjacent to a water body such as a lake, reservoir, river, permanent stream, marsh or natural pond, estuary, or commercial fish pond, there must be at least a 25-foot vegetative buffer strip between the water body and the point of application.

TURF


Applied according to good turf management practices, **Iprodione 2F Select** is an effective tool in controlling spring, summer and fall diseases and in controlling certain winter diseases.

Mixing and Application Instructions: Use the following tables to determine specific application rates depending on the disease. Prepare only the



PRIME SOURCE

Manufactured By:
Prime Source, LLC
10025 US 264 Alternate
Middlesex, NC 27557



IPRODIONE 2F SELECT™

FUNGICIDE

amount of spray mixture required for a single day's (12 hours) application to avoid decomposition of the product. Add the required amount of **Iprodione 2F Select** to 0.5 to 10 gals. water per 1,000 sq. ft. Agitate the spray mixture during mixing and application in a properly calibrated sprayer. Apply when disease first appears or when disease development can be expected. Apply to ensure uniform coverage of the turf but do not drench.


Use the higher rate within the specified rate range and/or shorter spray interval between applications for severe disease conditions. The lower specified rates and longer specified intervals between applications are specified for light to moderate disease pressure.

Restrictions:

- Do not apply to turf cut higher than 1" on golf holes where water bodies are present.
- Do not mow or irrigate treated areas until the grass is completely dry, which typically takes 24 hours post-treatment.
- Do not mix with any sticker, extender, or wetting agents.
- Do not apply more than 35 fl. oz. product/1,000 sq. ft. per year.
- Do not apply more than 6 applications per year.
- Do not allow animals to graze on treated turf and do not feed clippings from treated turf to livestock or poultry.
- Not for use on residential turf.

TURF DIRECTIONS FOR USE - SPRING, SUMMER, AND FALL DISEASES

DISEASE	PRODUCT APPLICATION RATE (FL. OZ. PER 1,000 SQ. FT.)	APPLICATION INSTRUCTIONS	RESTRICTIONS AND COMMENTS
Anthracnose (<i>Colletotrichum</i>)	4 to 8	Apply Iprodione 2F Select as a tank mix with registered azoxystrobin or fosetyl-al products, or other fungicides which control anthracnose.	For suppression only.
Corticium Red Thread (<i>Laetisaria fuciformis</i>)	4	Apply as a preventative every 14 days up to 6 applications per year.	
Curvularia (<i>Curvularia sp.</i>)	4 to 8	Apply as a preventative every 14 days up to 6 applications per year.	For use on Bermuda Grass only.
Dollar Spot (<i>Lanzia spp. and Moellerodiscus spp.</i>) Brown Patch (<i>Rhizoctonia solani</i>) Leaf Spot such as Helminthosporium Leaf Spot caused by (<i>Drechslera spp.</i>)	3 to 4 [Dollar Spot control on Fairways: 2 to 4]	Greens and Tees: Make repeat applications at 14 to 21 day intervals up to 6 applications per year. Fairways and Other Turf Areas: Make repeat applications at 14 to 28 day intervals up to 6 applications per year.	
Fusarium Blight (<i>Fusarium spp.</i>) Necrotic Ring Spot* (<i>Leptosphaeria korrae</i>)	8	Apply as a preventative foliar spray when conditions first favor disease development. Apply repeat applications as needed at 28-day intervals but do not exceed the max rate of 35 fl. oz./1,000 ft.2	*Not registered for use in California.



Iprodione 2F SELECT™

FUNGICIDE

DISEASE	PRODUCT APPLICATION RATE (FL. OZ. PER 1,000 SQ. FT.)	APPLICATION INSTRUCTIONS	RESTRICTIONS AND COMMENTS
Fusarium Patch (<i>Microdochium nivale</i>)	4 to 8	Make additional applications at 14 to 21 day intervals up to 6 applications per year	For application in the Pacific Northwest Only – West of the Cascade Mountains.
Large Patch (<i>Rhizoctonia solani</i>)	4	Make first application in fall when conditions are favorable for disease development but no symptoms are visible. Apply in the spring as needed on 14-21 day spray intervals up to 6 applications per year.	Not registered for use in California.

TURF DIRECTIONS FOR USE – SPRING, SUMMER, AND FALL DISEASES

DISEASE	PRODUCT APPLICATION RATE (FL. OZ. PER 1,000 SQ. FT.)	APPLICATION INSTRUCTIONS	RESTRICTIONS AND COMMENTS
Gray Snow Mold (<i>Typhula spp.</i>) Pink Snow Mold (<i>Fusarium nivale</i>)	4 to 8	Make an application prior to the first permanent snow cover. A second application may be made during a mid-winter thaw.	See additional directions below for use of tank mixes of Iprodione 2F Select plus other fungicides for control of this disease.

TANK MIXES

Additional Disease Control: **Iprodione 2F Select** is compatible with most commonly used registered fungicides containing flutolanil, azoxystrobin and trifloxystrobin. These tank-mixes are useful for control of additional diseases in turf. Follow the label directions and use precautions for all tank-mix partners and ensure that the use of that fungicide is registered for use on turf. Verify the compatibility of the tank mix partner with **Iprodione 2F Select** before making an application.

When applied as a tank-mix, follow the most restrictive directions of all the tank mix partner labels.

Broad Spectrum Disease Control and Resistance Management: Apply **Iprodione 2F Select** with the registered thiophanate-methyl fungicide product, TM 4.5 Select™, for broad spectrum turf disease control. This tank mixture aids in resistance management practices required for other fungicides susceptible to resistance. Apply 3 fl. oz. per 1,000 sq. ft. of **Iprodione 2F Select** with TM 4.5 Select™ according to the following table:


Disease Pressure	Low	Medium (for more dollar spot and brown patch)	High
Amount of TM 4.5 Select™ in tank mix	1.0 fl. oz./1,000 sq. ft.	1.0 fl. oz./1,000 sq. ft.	2.0 fl. oz./1,000 sq. ft.

Summer Stress Complex/Summer Decline: Tank-mix applications of 4 to 8 fl. oz. per 1,000 sq. ft. of Fosal Select™ Fungicide with 3 to 4 fl. oz. per 1,000 sq. ft. **Iprodione 2F Select** to help manage these diseases.



PRIME SOURCE

Manufactured By:
Prime Source, LLC
10025 US 264 Alternate
Middlesex, NC 27557



IPRODIONE 2F SELECT™

FUNGICIDE

ORNAMENTALS - FIELD, LANDSCAPE AND GREENHOUSE ORNAMENTALS AND CONIFER NURSERIES

Apply **Iprodione 2F Select** as a foliar spray, as a soil drench, or as a dip application to ornamental flowers and foliage to control certain diseases.

Restrictions:

- Not for residential use.
- When applying this product adjacent to a water body (lakes, reservoirs, rivers, permanent streams, marshes or natural ponds, estuaries, or commercial fishpond), there must be at least a 25-foot vegetative buffer strip between the water body and the point of application.

Mixing and Application Instructions: Use the tables below to determine the specific application rates of **Iprodione 2F Select**. Prepare only the amount of spray mixture required for a single day's (12 hours) application to avoid decomposition of the product. Add the required amount of **Iprodione 2F Select** to water. Agitate the spray mixture during mixing and application in a properly calibrated sprayer. Apply when disease first appears or when disease development can be expected. Follow additional directions, below, for foliar, drench or dip applications.


List of Diseases:

1. Aerial Web Blight	<i>Rhizoctonia sp.</i>
2. Alternaria Leaf Blight	<i>Alternaria euphorbiae</i>
3. Alternaria Leaf Spot	<i>Alternaria panax, Alternaria tenuissima</i>
4. Botrytis Blight	<i>Botrytis sp.</i>
5. Fusarium Leaf Spot	<i>Fusarium moniliforme</i>
6. Helminthosporium Leaf Spot	<i>Helminthosporium sp.</i>
7. Rhizoctonia stem and root rot	<i>Rhizoctonia sp.</i>
8. Ink Spot	<i>Drechslera iridis</i>
9. Tulip Fire	<i>Botrytis tulipae</i>
10. Alternaria Leaf Blight	<i>Alternaria zinniae</i>
11. Ray Blight	<i>Ascochyta chrysanthemi</i>
12. Fusarium Corm rot	<i>Fusarium oxysporum</i>
13. Daffodil Leaf Scorch	<i>Stagonospora curtissi</i>
14. Blossom Blight	<i>Monilinia fructicola</i>
15. Botrytis Storage Rot	<i>Botrytis sp.</i>
16. Cylindrocladium Blight and Wilt	<i>Cylindrocladium scoparium</i>



PRIME SOURCE

Manufactured By:
Prime Source, LLC
10025 US 264 Alternate
Middlesex, NC 27557



IPRODIONE 2F

SELECT™


FUNGICIDE

TABLE 1

List of Ornamentals:

Apply **Iprodione 2F Select** on the following ornamentals. Although **Iprodione 2F Select** has been tested for plant tolerance and found to be acceptable for the specific genera and species listed on this label, it is impossible to test every species or variety of ornamental plant grown under different conditions for its tolerance to **Iprodione 2F Select**. Test a few plants using the specified rates if they are not listed on this label and evaluate for possible phytotoxicity before using **Iprodione 2F Select** on a large scale.

Ageratum (1 to 7)	Dieffenbachia (1 to 7)	Peach (ornamental) (1 to 7)
Ajuga (1 to 7)	Dizygotheca (1 to 7)	Peperomia (1 to 7)
Almond (ornamental) (1 to 7)	Dogwood (1 to 7)	Periwinkle (1 to 7)
Alyssum (1 to 7)	Dracaena (1 to 7)	Philodendron (1 to 7)
Andromeda (1 to 7)	English Ivy (1 to 7)	Phlox (1 to 7)
Aphelandra (1 to 7)	Episcia (1 to 7)	Pilea (1 to 7)
Artemisia (1 to 7)	Euonymus (1 to 7)	Pine (1 to 7)
Aster (1 to 7)	Ficus (1 to 7)	Pittosporum (1 to 7)
Azalea (1 to 7, 16)	Forsythia (1 to 7)	Plum (ornamental) (1 to 7, 14)
Boxwood (1 to 7)	Gazania (1 to 7)	Poinsettia (1 to 7)
Cactus (1 to 7)	Geranium (1 to 7)	Poppy (1 to 7)
Calendula (1 to 7)	Gladiolus (1 to 7, 12)	Pothos, (excluding soil drench application for Rhizoctonia stem and root rot) (1 to 6)
Carnation (1 to 7)	Gloxinia (1 to 7)	Primrose (1 to 7)
Cherry (ornamental) (1 to 7)	Gypsophila (1 to 7)	Privet (1 to 7)
Chrysanthemum (1 to 7, 11)	Hawthorn (1 to 7)	Protea (1 to 7)
Cineraria (1 to 7)	Holly (1 to 7)	Pyracantha (1 to 7)
Cistena Plum (1 to 7, 14)	Hoya (1 to 7)	Rhododendron (1 to 7, 16)
Coleus (1 to 7)	Hydrangea (1 to 7)	Rose Tree of China (1 to 7)
Columbine (1 to 7)	Impatiens, (excluding soil drench application for Rhizoctonia stem and root rot) (1 to 7)	Rose (1 to 7, 15)
Coral Bells (Heuchera) (1 to 7)	Iris (1 to 8)	Salvia (1 to 7)
Crape Myrtle (1 to 7)	Juniper (1 to 7)	Schefflera (1 to 7)
Crassula (1 to 7)	Kalanchoe (1 to 7)	Snapdragon (1 to 7)
Croton (1 to 7)	Lilies (1 to 7)	Statice (1 to 7)
Cyclamen (1 to 7)	Lipstick Vine (Aeschynanthus) (1 to 7)	Tree Ivy (1 to 7)
Daffodils (1 to 7, 13)	Marigold (1 to 7)	Tulip (1 to 7, 9)
Dahlia (1 to 7)	Monarda (Bee Balm) (1 to 7)	Viburnum (1 to 7)
Delphinium (1 to 7)	Pachysandra (1 to 7)	Violet (1 to 7)
Deutzia (1 to 7)	Palm (1 to 7)	Zinnia (1 to 7, 10)
Dianthus (1 to 7)	Pansy (1 to 7)	



IPRODIONE 2F SELECT™

FUNGICIDE

Foliar Applications: Make applications of **Iprodione 2F Select** when disease develops or if conditions are favorable for disease development. Make foliar applications to all ornamentals listed in Table 1.

DISEASE	PRODUCT APPLICATION RATE (QT. PER ACRE)	APPLICATION INSTRUCTIONS	RESTRICTIONS
Aerial Web Blight (<i>Rhizoctonia sp.</i>)	1.0 to 2.5	Apply Iprodione 2F Select as a foliar spray in sufficient water to ensure thorough coverage of the plant foliage. Make repeat applications as needed every 7 to 14 days. Under severe disease pressure, use the highest rate listed and/or the shortest interval between applications. When disease pressure is light to moderate, use the lower rates and longer spray intervals.	Do not apply Iprodione 2F Select on <i>Spathiphyllum</i> (Peace lily or White Anthurium). Do not apply more than 2.5 qts. (1.3 lbs. a.i./acre) product/acre per application. Do not make more than 4 applications per crop per year.
Alternaria Leaf Blight (<i>Alternaria euphorbiae</i>)			
Alternaria Leaf Spot (<i>Alternaria panax</i>) (<i>Alternaria tenuissima</i>)			
Botrytis Blight (<i>Botrytis sp.</i>)			
Fusarium Leaf Spot (<i>Fusarium moniliforme</i>)			
Helminthosporium Leaf Spot (<i>Helminthosporium sp.</i>)			


Drench Applications: Use **Iprodione 2F Select** as a soil drench at seeding and/or after transplanting to control *Rhizoctonia*. Make drench applications to all ornamentals listed in Table 1 except Impatiens and Pothos.

DISEASE	PRODUCT APPLICATION RATE (QT. PER 100 GALS.)	APPLICATION INSTRUCTIONS	RESTRICTIONS
Stem and Root Rot (<i>Rhizoctonia spp.</i>)	13 fl. oz.	Apply Iprodione 2F Select using 1 to 2 pints of the drench solution per sq. ft. of soil. Make repeat applications as needed every 14 days. Use the highest rate listed for severe disease pressure and the lower rate for light to moderate disease pressure.	Do not exceed a total of 35 fluid oz. product/1,000 sq. ft. (24 lbs. a.i./acre) per year. Do not make more than 6 applications per year. NOTE: Do not use Iprodione 2F Select as a drench on Impatiens and Pothos. Do not use Iprodione 2F Select on <i>Spathiphyllum</i> (Peace lily or White Anthurium).



PRIME SOURCE

Manufactured By:
Prime Source, LLC
10025 US 264 Alternate
Middlesex, NC 27557



IPRODIONE 2F SELECT™

FUNGICIDE

FOR DISEASES SPECIFIC TO CERTAIN ORNAMENTALS

Foliar Applications: Make applications of **Iprodione 2F Select** when disease develops or if conditions are favorable for disease development.

DISEASE	ORNAMENTALS	PRODUCT APPLICATION RATE (QT. PER ACRE)	APPLICATION INSTRUCTIONS
Alternaria Leaf Blight (<i>Alternaria zinniae</i>)	For use on Zinnia.	1.0 to 2.5	Apply Iprodione 2F Select as a foliar spray in sufficient water to ensure thorough coverage of the plant foliage. Make repeat applications as needed every 7 to 14 days. Under severe disease pressure, use the highest rate listed and/or the shortest interval between applications. When disease pressure is light to moderate, use the lower rates and longer spray intervals.
Ink Spot (<i>Drechslera iridis</i>)	For use on Iris.		
Ray Blight (<i>Ascochyta chrysanthemi</i>)	For use on Chrysanthemum.		
Tulip Fire (<i>Botrytis tulipae</i>)	For use on Tulips.		
Daffodil Leaf Scorch (<i>Stagonospora curtissii</i>)	For use on Daffodils.		
Blossom Blight (<i>Monilinia fructicola</i>)	For use on Cistena Plum.		
Restrictions: <ul style="list-style-type: none">• Do not apply more than 2.5 qts. (1.3 lbs. a.i./acre) product/acre per application.• Do not make more than 4 applications per crop per year.			


Dip Applications: Apply **Iprodione 2F Select** as a dip to control diseases of the ornamentals listed in the table below.

DISEASE	ORNAMENTALS	PRODUCT APPLICATION RATE (QT. PER 100 GALS.)	APPLICATION INSTRUCTIONS
Botrytis Storage Rot (<i>Botrytis sp.</i>)	For use on Roses.	1.0	Dip the rose plant roots for 5 minutes prior to cold storage
<i>Cylindrocladium</i> Blight and Wilt (<i>Cylindrocladium scoparium</i>)	For use on Azalea and Rhododendron.	1.0	Dip cuttings of azaleas and rhododendron for 5 minutes before planting.
Fusarium Corm Rot (<i>Fusarium oxysporum</i>)	For use on Gladiolus.	2.0	Dip the gladiolus corms for 5 minutes prior to storage.

TANK MIXES

Additional Disease Control: Other diseases that may infect ornamentals can be treated with tank mixes of **Iprodione 2F Select** with other commonly used fungicides. Pythium and Phytophthora are controlled by tank-mixes of **Iprodione 2F Select** with any fosetyl-al- or azoxystrobin containing pesticide registered for use on ornamentals. Refer to the label of the tank-mix partner for a full list of diseases controlled, application rates and directions for use. Verify the compatibility of the tank mix partner with **Iprodione 2F Select** before making an application.

When applied as a tank mix, follow all restrictions noted above for ornamental uses when **Iprodione 2F Select** is used alone.



IPRODIONE 2F ***SELECT***[™]

FUNGICIDE

DIRECTIONS THROUGH SPRINKLER IRRIGATION SYSTEMS

Do not use through sprinkler irrigation systems in California.

Apply this product only through sprinkler irrigation systems including center pivot.

Do not apply this product through any other type of irrigation system.

SPRAY PREPARATION: Remove scale, pesticide residues, and other foreign matter from the chemical tank and entire injector system. Flush with clean water.

APPLICATION INSTRUCTIONS: First prepare a suspension of **Iprodione 2F Select** in a mix tank. Fill tank with 1/2 to 3/4 the desired amount of water. Start mechanical or hydraulic agitation. Add the required amount of **Iprodione 2F Select** and then the remaining volume of water. (Suspension concentrations using the appropriate dosage per acre specified on this label of **Iprodione 2F Select** per 1 to 4 gallons of water). Then set sprinkler to deliver 0.1 to 0.3 inch of water per acre. Start sprinkler and uniformly inject the suspension of **Iprodione 2F Select** into the irrigation water line so as to deliver the desired rate per acre. Inject the suspension of **Iprodione 2F Select** with a positive displacement pump into the main line ahead of a right angle turn to insure adequate mixing. If you have any other questions about calibration, contact State Extension Service specialists, equipment manufacturers or other experts.

Note: When treatment with **Iprodione 2F Select** has been completed, do not irrigate the field over the treated area for 24 to 48 hours to prevent washing the chemical off the crop.

DIRECTIONS FOR APPLICATIONS THROUGH SPRINKLER IRRIGATION SYSTEMS

Maintain continuous agitation in mix tank during mixing and application to assure a uniform suspension.

Greater accuracy in calibration and distribution will be achieved by injecting a larger volume of a more dilute solution per unit time. The system must contain a functional check valve, vacuum relief valve, and low-pressure drain appropriately located on the irrigation pipeline to prevent water source contamination from backflow. The pesticide injection pipeline must contain a functional, automatic, quick-closing check valve to prevent the flow of fluid back toward the injection pump. The pesticide injection pipeline must also contain a functional, normally closed solenoid-operated valve located on the intake side of the injection pump and connected to the system interlock to prevent fluid from being withdrawn from the supply tank when the irrigation system is either automatically or manually shutdown. The system must contain functional interlocking controls to automatically shut off the pesticide injection pump when the water pump motor stops. The irrigation line or water pump must include a functional pressure switch, which will stop the water pump motor when the water pressure decreases to the point where pesticide distribution is adversely affected. Systems must use a metering pump, such as a positive displacement injection pump (e.g., diaphragm pump) effectively designed and constructed of materials that are compatible with pesticides and capable of being fitted with system interlock.

Do not apply when wind speed favors drift, when system connection or fittings leak, when nozzles do not provide uniform distribution or when lines containing the product must be dismantled and drained.


Crop injury or lack of effectiveness may result from non-uniform distribution of treated water. Allow sufficient time for pesticide to be flushed through all lines and all nozzles before turning off irrigation water. A person knowledgeable of the chemigation system and responsible for its operation must shut the system down and make necessary adjustments should the need arise.

Do not connect an irrigation system (including greenhouse systems) used for pesticide application to a public water system unless the label-prescribed safety devices for public water supplies are in place.

SPRAY DRIFT

Avoiding spray drift at the application site is the responsibility of the applicator. The interaction of many equipment-and-weather-related factors determines the potential for spray drift. The applicator and the grower are responsible for considering all these factors when making decision. The following drift management requirements must be followed to avoid off-target drift movement from aerial applications to agricultural field crops. These requirements do not apply to forestry applications, public health uses or to applications using dry formulation.

1. The distance of the outer most nozzles on the boom must not exceed the length of the wingspan or rotor.
2. Nozzles must always point backward parallel with the air stream and never be pointed downwards more than 45 degrees.



IPRODIONE 2F SELECT™

FUNGICIDE

When states have more stringent regulations, they must be observed. The applicator should be familiar with and take into account the information covered in the Aerial Drift Reduction Advisory Information, below.

AERIAL DRIFT REDUCTION ADVISORY INFORMATION

Information on Droplet Size: The most effective way to reduce drift potential is to apply large droplets. The best drift management strategy is to apply the largest droplets that provide sufficient coverage and control. Applying larger droplets reduces drift potential, but will not prevent drift if applications are made improperly, or under unfavorable environmental conditions (see Wind, Temperature and Humidity, and Temperature Inversions below).

Controlling on Droplet Size:

- Volume – Use high flow rate nozzles to apply the highest practical spray volume. Nozzles with higher rated flows produce larger droplets.
- Pressure – Do not exceed the nozzle manufacturer's recommended pressures. For many nozzle types lower pressure produces larger droplets. When higher flow rates are needed, use higher flow rate nozzles instead of increasing pressure.
- Number of Nozzles – Use the minimum number of nozzles that provide uniform coverage.
- Nozzle Orientation – Orienting nozzles so that the spray is released parallel to the airstream produces larger droplets than other orientations and is the recommended practice. Significant deflection from horizontal will reduce droplet size and increase drift potential.
- Nozzle Type – Use a nozzle type that is designed for the intended application. With most nozzle types, narrower spray angles produce larger droplets. Consider using low-drift nozzles. Solid stream nozzles oriented straight back produce the largest droplets and the lowest drift.

Boom Length: For some use patterns, reducing the effective boom length to less than 3/4 of the wingspan or rotor length may further reduce drift without reducing swath width.

Application Height: Applications should not be made at a height greater than 10 feet above the top of the largest plants unless a greater height is required for aircraft safety. Making applications at the lowest height that is safe reduces exposure of droplets to evaporation and wind.


Swath Adjustment: When applications are made with a crosswind, the swath will be displaced downwind. Therefore, on the up and downwind edges of the field, the applicator must compensate for this displacement by adjusting the path of the aircraft upwind. Swath adjustment distance should increase with increasing drift potential (higher wind, smaller drops, etc.).

Wind: Drift potential is lowest between wind speeds of 2 - 10 mph. However, many factors, including droplet size and equipment type, determine drift potential at any given speed. Application should be avoided below 2 mph due to variable wind direction and high inversion potential. **NOTE:** Local terrain can influence wind patterns. Every applicator should be familiar with local wind patterns and how they affect spray drift.

Temperature and Humidity: When making applications in low relative humidity, set up equipment to produce larger droplets to compensate for evaporation. Droplet evaporation is most severe when conditions are both hot and dry.

Temperature Inversions: Applications should not occur during a temperature inversion because drift potential is high. Temperature inversions restrict vertical air mixing, which causes small-suspended droplets to remain in a concentrated cloud. This cloud can move in unpredictable directions due to the light variable winds common during inversions. Temperature inversions are characterized by increasing temperatures with altitude and are common on nights with limited cloud cover and light to no wind. They begin to form as the sun sets and often continue into the morning. Their presence can be indicated by ground fog; however, if fog is not present, inversions can also be identified by the movement of smoke from a ground source or an aircraft smoke generator. Smoke that layers and moves laterally in a concentrated cloud (under low wind conditions) indicates an inversion, while smoke that moves upward and rapidly dissipates indicates good vertical air mixing.

Sensitive Areas: This pesticide should only be applied when the potential for drift to adjacent sensitive areas (e.g., residential areas, bodies of water, and known habitats for threatened or endangered species, non-target crops) is minimal (e.g., when wind is blowing away from the sensitive areas).



IPRODIONE 2F SELECT™

FUNGICIDE

STORAGE AND DISPOSAL

Do not contaminate water, food, or feed by storage or disposal.

STORAGE: Store only in original container.

PESTICIDE DISPOSAL: Wastes resulting from the use of this product may be disposed of on site or at an approved waste disposal facility.

CONTAINER HANDLING:

Nonrefillable Container (five gallons or less): Nonrefillable container. Do not reuse or refill this container. Offer for recycling, if available. Clean container promptly after emptying. Triple rinse as follows: Empty the remaining contents into application equipment or a mix tank and drain for 10 seconds after the flow begins to drip. Fill the container 1/4 full with water and recap. Shake for 10 seconds. Pour rinsate into application equipment or a mix tank or store rinsate for later use or disposal. Drain for 10 seconds after the flow begins to drip. Repeat this procedure two more times. Then offer for recycling or reconditioning, or puncture and dispose of in a sanitary landfill, or incineration, or, if allowed by state and local authorities, by burning. If burned, stay out of smoke.

LIMITATION OF WARRANTY AND LIABILITY

Read the entire direction for use, conditions of warranties and limitations of liability before using this product. If terms are not acceptable, return the unopened product container at once. By using this product, user or buyer accepts the following **CONDITIONS, DISCLAIMER OF WARRANTIES, and LIMITATIONS OF LIABILITY.**

CONDITIONS: The directions for use of this product are believed to be adequate and must be followed carefully. However, it is impossible to eliminate all risk associated with the use of this product. Crop injury, ineffectiveness or other unintended consequences may result because of such factors as weather conditions, presence of other materials, or the manner of use or application, all of which are beyond the control of Prime Source LLC. To the extent consistent with applicable law, all such risks shall be assumed by the user or buyer.

DISCLAIMER OF WARRANTIES: To the extent consistent with applicable law, Prime Source LLC makes no other warranties, express or implied, of merchantability or of fitness for a particular purpose or otherwise, that extend beyond the statements made on this label. No agent of Prime Source LLC is authorized to make any warranties beyond those contained herein or to modify the warranties contained herein. To the extent consistent with applicable law, Prime Source LLC disclaims any liability whatsoever for special, incidental or consequential damages resulting from the use or handling of this product.

LIMITATIONS OF LIABILITY: To the extent consistent with applicable law, the exclusive remedy of the user or buyer for any and all losses, injuries or damages resulting from the use or handling of this product, whether in contract, warranty, tort, negligence, strict liability or otherwise, shall not exceed the purchase price paid or at Prime Source LLC's election, the replacement of product.



PRIME SOURCE

Manufactured By:
Prime Source, LLC
10025 US 264 Alternate
Middlesex, NC 27557