

This information is for promotional purposes only. Space considerations may require information to be omitted.  
Always refer to the actual package for complete label verbiage. This product may not yet be available or approved for sale or use in your area.

# REGULATE SELECT™

FUNGICIDE

**FOR CONTROL OF CERTAIN DISEASES IN CONIFERS,  
NON-BEARING CITRUS, NON-BEARING DECIDUOUS  
FRUITS AND NUTS, ORNAMENTALS, AND TURF**

**ACTIVE INGREDIENT**

Metalaxyl; N-(2,6-dimethylphenyl)-N-(methoxyacetyl) alanine methyl ester..... 44.08%

**OTHER INGREDIENTS:** ..... 55.92%

Total ..... 100.00%

Contains 4.0 pounds Metalaxyl per gallon (480 grams per liter)


**FUNGICIDE**

**KEEP OUT OF REACH OF CHILDREN  
CAUTION**



**PRIME SOURCE**

This product is manufactured by:  
**Prime Source, LLC**  
4609 E. Boonville-New Harmony Road  
Evansville, IN 47725



This information is for promotional purposes only. Space considerations may require information to be omitted. Always refer to the actual package for complete label verbiage. This product may not yet be available or approved for sale or use in your area.

# REGULATE SELECT™

FUNGICIDE

FIRST AID	
<b>IF SWALLOWED:</b>	<ul style="list-style-type: none"><li>• Call a poison control center or doctor immediately for treatment advice.</li><li>• Have person sip a glass of water if able to swallow.</li><li>• Do not induce vomiting unless told to do so by the poison control center or doctor.</li><li>• Do not give anything by mouth to an unconscious person.</li></ul>
<b>IF ON SKIN OR CLOTHING:</b>	<ul style="list-style-type: none"><li>• Take off contaminated clothing.</li><li>• Rinse skin immediately with plenty of water for 15 to 20 minutes.</li><li>• Call a poison control center or doctor for treatment advice.</li></ul>
<b>IF IN EYES:</b>	<ul style="list-style-type: none"><li>• Hold eye open and rinse slowly and gently with water for 15 to 20 minutes.</li><li>• Remove contact lenses, if present, after the first 5 minutes, then continue rinsing eye.</li><li>• Call a poison control center or doctor for treatment advice.</li></ul>
<b>IF INHALED:</b>	<ul style="list-style-type: none"><li>• Move person to fresh air.</li><li>• If person is not breathing, call 911 or an ambulance, then give artificial respiration, preferably by mouth-to-mouth, if possible.</li><li>• Call a poison control center or doctor for further treatment advice.</li></ul>
Have a product container or label with you when calling a poison control center or doctor, or going for treatment. For emergency information, call your poison control center at 1-800-222-1222.	

**PRECAUTIONARY STATEMENTS  
HAZARDS TO HUMANS AND DOMESTIC ANIMALS**

**CAUTION:** Harmful if swallowed. Causes moderate eye irritation. Avoid contact with eyes, skin or clothing.

**PERSONAL PROTECTIVE EQUIPMENT (PPE)**

Some materials that are chemical-resistant to this product are listed below. If you want more options, follow the instructions for category A on an EPA chemical resistance selection chart.

**Applicators and other handlers must wear:**

- Long-sleeved shirt and long pants
- Shoes and socks
- Chemical-resistant gloves such as barrier laminate or nitrile rubber or neoprene rubber or Viton

Follow manufacturer's instructions for cleaning/maintaining PPE. If no such instructions for washables exist, use detergent and hot water. Keep and wash PPE separately from other laundry.



This product is manufactured by:  
**Prime Source, LLC**  
4609 E. Boonville-New Harmony Road  
Evansville, IN 47725

This information is for promotional purposes only. Space considerations may require information to be omitted.  
Always refer to the actual package for complete label verbiage. This product may not yet be available or approved for sale or use in your area.

# REGULATE SELECT™

FUNGICIDE

## ENGINEERING CONTROL STATEMENT

When handlers use closed systems, enclosed cabs, or aircraft in a manner that meets the requirements listed in the Worker Protection Standard (WPS) for agricultural pesticides [40 CFR 170.240(d)(4-6)], the handler PPE requirements may be reduced or modified as specified in the WPS.

## USER SAFETY RECOMMENDATIONS

### Users should:

- Wash hands before eating, drinking, chewing gum, using tobacco or using the toilet.
- Remove clothing/PPE immediately if pesticide gets inside. Then wash thoroughly and put on clean clothing.
- Remove PPE immediately after handling this product. Wash the outside of gloves before removing. As soon as possible, wash thoroughly and change into clean clothing.

## ENVIRONMENTAL HAZARDS

Do not apply directly to water, to areas where surface water is present, or to intertidal areas below the mean high water mark. Do not apply when weather conditions favor drift from treated areas. Do not contaminate water when disposing of equipment washwater or rinsate.

Groundwater Advisory Statement: This chemical is known to leach through soil into ground water under certain conditions as a result of agricultural use. Use of this chemical in areas where soils are permeable, particularly where the water table is shallow, may result in ground water contamination.

## DIRECTIONS FOR USE

It is a violation of Federal law to use this product in a manner inconsistent with its labeling.

Do not apply this product in a way that will contact workers or other persons, either directly or through drift. Only protected handlers may be in the area during application. For any requirement specific to your State or tribe, consult the agency responsible for pesticide regulation.

## AGRICULTURAL USE REQUIREMENTS

Use this product only in accordance with its labeling and with the Worker Protection Standard, 40 CFR Part 170. This standard contains requirements for the protection of agricultural workers on farms, forests, nurseries, and greenhouses, and handlers of agricultural pesticides. It contains requirements for training, decontamination, notification, and emergency assistance. It also contains specific instructions and exceptions pertaining to the statements on this label about personal protective equipment (PPE) and restricted-entry intervals. The requirements in this box only apply to uses of this product that are covered by the Worker Protection Standard.

Do not enter or allow worker entry into treated areas during the Restricted-Entry Interval (REI) of 24 hours.

Exception: If the product is soil-incorporated, or applied by soil drenching, the Worker Protection Standard, under certain circumstances, allows workers to enter the treated area if there will be no contact with anything that has been treated.


PPE required for early entry to treated areas that is permitted under the Worker Protection Standard and that involves contact with anything that has been treated, such as plants, soil or water is:

- Coveralls
- Shoes plus socks
- Chemical-resistant gloves such as barrier laminate or nitrile rubber or neoprene rubber or Viton



**PRIME SOURCE**

This product is manufactured by:  
**Prime Source, LLC**  
4609 E. Boonville-New Harmony Road  
Evansville, IN 47725



This information is for promotional purposes only. Space considerations may require information to be omitted. Always refer to the actual package for complete label verbiage. This product may not yet be available or approved for sale or use in your area.

# REGULATE SELECT™

FUNGICIDE

## NON-AGRICULTURAL USE REQUIREMENTS

The requirements in this box apply to uses of this product that are NOT within the scope of the Worker Protection Standard for agricultural pesticides (40 CFR Part 170). The WPS applies when this product is used to produce agricultural plants on farms, forests, nurseries, or greenhouses. Do not allow people (other than applicator) or pets on treatment area during application.

Do not enter or allow others to enter the treated area until sprays have dried.

## USE INSTRUCTIONS

This product is a systemic fungicide for use on ornamentals; turf; non-bearing citrus grown in nurseries and as landscape plantings; conifers grown in nurseries and plantation, including Christmas trees; and non-bearing deciduous fruit and nut trees grown in nurseries.

Failure to follow the directions for use and precautions on this label may result in poor disease control or crop injury.

**Resistance Management:** This product is a systemic fungicide having a specific mode of action. Use of this product could result in development of insensitive strains of fungi. Development of insensitivity cannot be predicted. Consult with your State Agricultural Experiment Station or Extension Service Specialist for guidance and ways to control any possible metalaxyl-resistant strains of fungi which may occur.

Some turf disease pathogens are known to have developed resistance to fungicides used repeatedly for their control. This product should be applied in an alternation or tank-mix program with other registered fungicides that have a different mode of action and to which pathogen resistance has not developed. Do not make more than three sequential applications of this product before alternating with a fungicide of a different mode of action. A sound resistance management program would include blocks of three REGULATE SELECT applications separated by blocks of two alternate fungicide applications.

Maximum usage when applying both metalaxyl and mefenoxam containing products to the same crop within the same season: Do not apply more than the maximum seasonal total of the active ingredient as stated on the label of the product containing the lowest seasonal total on that crop.

To help decrease the chance of downy mildew insensitivity, do not use this product for control of downy mildew disease, except for use in turf. Use this product only as a soil application for control of soil-borne diseases, except for use in turf.

To avoid spray drift, do not apply under windy conditions. Avoid spray overlap, or crop injury may result.

## MIXING PROCEDURES

This product is usually compatible with Propiconazole, S-metolachlor, Chlorothalonil, Mancozeb and Azoxystrobin.

To determine the compatibility of this product with these and other products, pour the products into a small container of water in the correct proportions.


After thorough mixing, let stand for 5 minutes. If the combination remains mixed, or can be remixed readily, the mixture should be considered compatible.

Prepare no more spray mixture than is required for the immediate operation. Agitate the spray solution continuously during the mixing and during application.

Rinse the spray tank thoroughly with clean water after each day's use and dispose of pesticide rinsate by application to an already treated area.



This product is manufactured by:  
**Prime Source, LLC**  
4609 E. Boonville-New Harmony Road  
Evansville, IN 47725



This information is for promotional purposes only. Space considerations may require information to be omitted. Always refer to the actual package for complete label verbiage. This product may not yet be available or approved for sale or use in your area.

# REGULATE SELECT™

FUNGICIDE

#### REGULATE SELECT Alone:

Add 1/4 to 1/2 of the required amount of water to the spray tank. With the agitator running, add this product to the tank. Continue agitation while adding

the remainder of the water. Begin application of the spray solution after this product has completely dispersed into the mix water. Maintain agitation until all of the mixture has been sprayed.

#### REGULATE SELECT + Tank Mixtures:

Add 1/4 to 1/2 of the required amount of water to the spray tank. Start the agitator before adding any tank-mix partners. In general, tank-mix partners should be added in this order:

- Wettable powders
- Dry flowable formulations
- Liquid flowable formulations
- Microencapsulated formulations and
- Emulsifiable concentrates

Always allow each tank-mix partner to become fully dispersed before adding the next product. Provide sufficient agitation while adding the remainder of the water and this product to the spray tank. Allow this product to completely disperse into the mix water. Maintain agitation until all of the mixture has been sprayed.

**NOTE:** When using this product in tank mixtures, all products in water-soluble packaging should be added to the tank before any other tank-mix partner, including this product. Allow the water-soluble packaging to completely dissolve and the product(s) to completely disperse before adding any other tankmix partner to the tank.

If using this product in a tank mixture, observe all directions for use, crops/sites, use rates, dilution ratios, precautions, and limitations which appear on the tank-mix partner label. No label dosage may be exceeded and the most restrictive label directions and restrictions must be followed. This product must not be mixed with any product which prohibits such mixing. Tank mixtures or other applications of products referenced on this label are permitted only in those states in which the products are registered.

#### BANDED TREATMENT

Calculate the amount of this product needed for band treatment by the following formula:

$$\frac{\text{Band width in inches}}{\text{Row spacing in inches}} \times \frac{\text{Broadcast rate}}{\text{Per Acre}} = \frac{\text{Amount needed}}{\text{Per Acre}}$$

#### APPLICATION THROUGH IRRIGATION SYSTEM

This product alone or in tank mixture with other pesticides registered for application through irrigation systems may be applied in irrigation water at rates specified on this label. This product may be applied through micro-sprinkler or drip irrigation systems. Do not apply this product through any other type of irrigation system. Plant injury or lack of effectiveness may result from non-uniform distribution of treated water. If you have questions about calibration, you should contact State Extension Service specialists, equipment manufacturers, or other experts. Do not connect an irrigation system (including greenhouse systems) used for pesticide application to a public water system, unless the label-prescribed safety devices for public water supplies are in place. A person knowledgeable of the chemigation system and responsible for its operation shall shut the system down and make necessary adjustments should the need arise.

Dilute this product with water in the solution tank at a ratio of at least 1 part of this product to 15 parts water. Liquid fertilizer may replace all or part of the water. If diluted in liquid fertilizer, the pH level must be less than 7.5. Inject this product solution at a ratio 50:1 or greater. Injecting a larger volume of a more dilute mixture will usually allow a more accurate calibration of the metering equipment. Meter the fungicide into the irrigation water during the first part of the irrigation cycle.



This product is manufactured by:  
**Prime Source, LLC**  
4609 E. Boonville-New Harmony Road  
Evansville, IN 47725

This information is for promotional purposes only. Space considerations may require information to be omitted.  
Always refer to the actual package for complete label verbiage. This product may not yet be available or approved for sale or use in your area.

# REGULATE SELECT™

FUNGICIDE

#### Chemigation Systems Connected To Public Water Systems:

**NOTE:** Manufacturer does not encourage connecting chemigation systems to public water supplies. The following information is provided for users who have diligently considered all other application and water supply options before electing to make such a connection. Public water system means a system for the provision of public piped water for human consumption, if such a system has at least 15 service connections, or regularly serves an average of at least 25 individuals daily at least 60 days out of the year. Chemigation systems connected to public water systems must contain a functional reduced-pressure zone backflow preventer (RPZ) or the functional equivalent in the water supply line, upstream from the point of pesticide introduction. As an option to the RPZ, the water from the public supply system should be discharged into a reservoir tank prior to pesticide introduction. There shall be a complete physical break (air gap) between the outlet end of the fill pipe and the top or overflow rim of the reservoir tank of at least twice the inside diameter of the fill pipe. The pesticide injection pipeline must contain a functional automatic quick closing check valve to prevent the flow of fluid back toward the injection pump. The pesticide injection pipeline must contain a functional normally closed, solenoidoperated valve located on the intake side of the injection pump and connected to the system interlock to prevent fluid from being withdrawn from the supply tank when the irrigation system is either automatically or manually shut down. The system must contain functional interlocking controls to automatically shut off the pesticide injection pump when the water pump motor stops, or in cases where there is no water pump, when the pressure decreases to the point where pesticide distribution is adversely affected. Systems must use a metering pump, such as a positive displacement injection pump (e.g. diaphragm pump) effectively designed and constructed of materials that are compatible with pesticides and capable of being fitted with a system interlock. Do not apply when wind speed favors drift beyond the area intended for treatment.

#### Sprinkler Chemigation:


The system must contain a functional check valve, vacuum relief valve, and low pressure drain appropriately located on the irrigation pipeline to prevent water source contamination from backflow. The pesticide injection pipeline must contain a functional, automatic, quick-closing check valve to prevent the flow of fluid back toward the injection pump. The pesticide injection pipeline must also contain a functional, normally closed, solenoid-operated valve located on the intake side of the injection pump and connected to the system interlock to prevent fluid from being withdrawn from the supply tank when the irrigation system is either automatically or manually shut down. The system must contain functional interlocking controls to automatically shut off the injection pump when the water pump motor stops. The irrigation line or water pump must include a functional pressure switch that will stop the water pump motor when the water pressure decreases to the point where pesticide distribution is adversely affected. Systems must use a metering pump such as a positive displacement injection pump (e.g., diaphragm pump) effectively designed and constructed of materials that are compatible with pesticides and capable of being fitted with a system interlock. Do not apply when wind speed favors drift beyond the area intended for treatment. Mix in a clean supply tank, the recommended amount of this product for the acreage to be covered, and the needed quantity of water. This product must not be tank-mixed with other pesticides, surfactants, or fertilizers for chemigation application unless chemigation is permitted by the other product's label, and unless prior use has shown the combination non-injurious under your conditions of use. Follow precautionary statements and directions for all tank-mix products. Meter this product into the irrigation water uniformly during the period of application. (The period of crop irrigation may be different than the period of this product application in some cases.) Do not overlap application. Continuous agitation is needed.



**PRIME SOURCE**

This product is manufactured by:  
**Prime Source, LLC**  
4609 E. Boonville-New Harmony Road  
Evansville, IN 47725

This information is for promotional purposes only. Space considerations may require information to be omitted. Always refer to the actual package for complete label verbiage. This product may not yet be available or approved for sale or use in your area.



# REGULATE SELECT™

FUNGICIDE

## ORNAMENTALS


Use this product on container, bench, or bed-grown ornamentals in greenhouses or outdoor nurseries, and for use on ornamentals grown for indoor and outdoor landscaping, for control of damping-off and root and stem rot diseases caused by Pythium and Phytophthora. This product may be applied through irrigation systems, as a soil drench or as a soil surface spray, or incorporated into a pre-potting growing media for subsequent seeding or transplanting of ornamentals. Within a rate range given for a specific group of ornamentals, use the lower rate for the shortest interval listed and the higher rate for the longest interval. Under severe disease conditions, use the highest rate and the shortest interval.

For drench applications, use enough of the specified product water solution to wet the root zone of plants. In general, 1 pint per square foot of this solution is sufficient for ornamentals growing in containers with 4 inches of growth media. Containers with growth media depth greater than 4 inches generally require 1.5 to 2 pints per square foot of the solution. For best efficacy with soil surface applications, irrigate-in with at least 1/2 inch of water within 24 hours.

**NOTE:** Due to the large number of species and varieties of ornamentals and nursery plants, it is impossible to test every one for tolerance to this product.

Neither the manufacturer nor the seller has determined whether or not this product can be used safely on ornamental and nursery plants not specified on this label. The professional user should determine if this product can be used safely prior to commercial use. In a small area, test the specified rates for a particular group of unlabeled plants, e.g., bedding plants, foliage, etc. for phytotoxicity prior to widespread use.

Plant	Rate (Fluid Ounces)	Use Instructions
<b>Foliage Plants</b> Aglaonema Aphelandra Dieffenbachia Peperomia Philodendron* Pothos Schefflera	0.30 to 0.60	<b>Drench:</b> Mix with 100 gallons of water and apply 1 pint of solution per square foot to the soil surface. For growth media depth greater than 4 inches, apply 1.5 to 2 pints of solution per square foot to the soil surface. Repeat applications at 2- to 3-month intervals, if necessary.  <b>Precaution:</b> To minimize the potential for injury to Pothos, do not use more than 0.38 fluid ounce per 100 gallons and do not apply more frequently than once every three months.  *On Philodendron, use 0.5 to 1 fluid ounce per 100 gallons.
Sedum Sempervivum Zygocactus	0.13 to 0.25	<b>Pre-Potting Growing Media Mix:</b> Apply to growing media mix just before planting. Mix only enough for current use. Do not store. Thoroughly mix with each cubic yard of pre-potting growing media.
	1.00 per 1,000 sq. ft.	<b>Soil Surface Spray:</b> Apply to the soil surface in a broadcast or banded spray in sufficient water to obtain thorough coverage of the plant root zone. For best efficacy irrigate with at least 1/2 inch of water within 24 hours.



This information is for promotional purposes only. Space considerations may require information to be omitted. Always refer to the actual package for complete label verbiage. This product may not yet be available or approved for sale or use in your area.

# REGULATE SELECT™

FUNGICIDE


Plant	Rate (Fluid Ounces)	Use instructions
<b>Flowers</b> African violet Anthurium Baby's breath Carnation Chrysanthemum Columbine Delphinium Easter lily* Geranium Gloxinia Poinsettia Rose	0.50 to 1.00	<b>Drench:</b> Mix with 100 gallons of water and apply 1 pint of solution per square foot to the soil surface. For growth media depth greater than 4 inches, apply 1.5 to 2 pints of solution per square foot to the soil surface. Repeat applications at 1- to 2-month intervals, if necessary. Do not apply rates of 0.75 to 1 fluid ounce per 100 gallons more often than once every 6 weeks. <b>*Restriction:</b> Do not apply more than 0.5 fluid ounce per 100 gallons of water to Easter Lily and only make one at-planting application.
	1.00 per 1,000 sq. ft.	<b>Soil Surface Spray:</b> Apply to soil surface in a broadcast or banded spray in sufficient water to obtain thorough coverage of the plant root zone. For best efficacy, irrigate with at least 1/2 inch of water within 24 hours.
Azaleas	0.63 to 1.25	<b>Drench:</b> Phytophthora root and crown rot. Mix with 100 gallons of water and apply 1 pint of solution per square foot to the soil surface. For growth media depth greater than 4 inches, apply 1.5 to 2 pints of solution per square foot to the soil surface. Repeat applications at 2- to 4-month intervals, if necessary.
	1.25 to 2.50 per 1,000 sq. ft.	<b>Soil Surface Spray:</b> Apply to soil surface in a broadcast or banded spray in sufficient water to obtain thorough coverage of the plant root zone. For best efficacy, irrigate with at least 1/2 inch of water within 24 hours.  <b>Restrictions:</b> (1) To minimize the potential for injury to azaleas, do not apply repeat soil applications of 1.25 fluid ounces per 100 gallons closer than every 3 months, and do not exceed a total of 2 fluid ounces in 6 months. (2) Use the lower rate for "Coral Bell" variety.



**PRIME SOURCE**

This product is manufactured by:  
**Prime Source, LLC**  
 4609 E. Boonville-New Harmony Road  
 Evansville, IN 47725





This information is for promotional purposes only. Space considerations may require information to be omitted. Always refer to the actual package for complete label verbiage. This product may not yet be available or approved for sale or use in your area.

# REGULATE SELECT™

FUNGICIDE

Plant	Rate (Fluid Ounces)	Use instructions
<b>Woody Ornamentals</b> Other Than Azaleas: Aucuba japonica Arborvitae Boxwood Ceanothus Cotoneaster Dogwood Ficus "Halls" Honeysuckle Ilex Juniperus spp. Photinia Pieris japonica Pinus spp. Pittosporum Rhododendron White cedar White pine Yew	1.00 to 2.00	<b>Drench:</b> Mix with 100 gallons of water and apply 1 pint of solution per square foot to the soil surface. For growth media depth greater than 4 inches, apply 1.5 to 2 pints of solution per square foot to the soil surface. Repeat applications at 2- to 3-month intervals, if necessary. Do not apply rates of 2 fluid ounces per 100 gallons more often than once every 10 weeks.
	1.25 to 2.50 per 1,000 sq. ft.	<b>Soil Surface Spray:</b> Apply to soil surface in a broadcast or banded spray in sufficient water to obtain thorough coverage of the plant root zone. For best efficacy, irrigate with at least 1/2 inch of water within 24 hours.

#### INTERIORESCAPE AND INDIVIDUAL PLANT USE


In situations where water volumes used are much less than 100 gallons and the area treated is small, the following table provides the rates to make small quantities of solution. Refer to the plant type for the correct fluid ounces of product to use when utilizing this table.

Rate (Fluid Ounces) of REGULATE SELECT per 100 Gallons	Amount of REGULATE SELECT to Add to Water to Make the Following Quantities			
	1 Gallon	5 Gallons	10 Gallons	25 Gallons
0.25	4 drops	18 drops	37 drops or 0.75 ml	1.9 ml or 3/8 tsp.
0.50	7 drops	37 drops or 0.75 ml	75 drops or 1.5 ml	3.8 ml or 3/4 tsp.
1.00	15 drops	75 drops or 1.5 ml	3.0 ml or 1/2 tsp.	7.5 ml or 1-1/2 tsp. or 1/2 Tbsp.
1.50	22 drops	2.25 ml or 1/2 tsp.	4.5 ml or 1 tsp.	11.3 ml or 2-1/4 tsp. or 3/4 Tbsp.
2.00	30 drops	3.0 ml or 1 tsp.	6.0 ml or 1.2 tsp.	15.0 ml or 3 tsp. or 1 Tbsp.

**Soil Drench:** Apply enough solution to the soil surface to wet the root area of the plants.



This product is manufactured by:  
**Prime Source, LLC**  
 4609 E. Boonville-New Harmony Road  
 Evansville, IN 47725



This information is for promotional purposes only. Space considerations may require information to be omitted. Always refer to the actual package for complete label verbiage. This product may not yet be available or approved for sale or use in your area.

# REGULATE SELECT™

FUNGICIDE

### CITRUS IN NURSERIES AND LANDSCAPE PLANTINGS (NON-BEARING)

Use this product on non-bearing citrus for control of citrus foot rot, root rot, and trunk canker caused by Phytophthora spp. Apply to the soil as a drench or as a spray in a banded application.

Make the first application of this product at the time of planting. Make repeat applications at 3-month intervals during the period when trees are actively growing.

#### Soil Drench:

Mix 2 to 3 fluid ounces per 100 gallons of water and apply as a drench to the soil at the rate of 100 to 250 gallons per 1,000 feet of row. The width of the drench treatment should be wide enough to cover the root systems of the plants. Avoid application to the foliage.

#### Soil Surface Spray:

Apply 1 gallon per acre of treated soil in a broadcast or banded surface spray to seedbeds, liners, or bedded stock in sufficient water to obtain uniform coverage. If applications are banded, the treated area should be wide enough to cover the root systems of the plants. Avoid application to the foliage.

For best efficacy, 1/2 inch irrigation or rainfall is required within 24 hours after application.

Calculate the amount of this product needed for a banded treatment by using the formula in the section **BANDED TREATMENT**.

**Attention:** Do not use in greenhouse citrus nursery stock intended for commercial fruit production.

### CONIFERS IN NURSERIES AND PLANTATIONS (INCLUDING CHRISTMAS TREES)

This product provides control of Phytophthora root rot of conifers. For best efficacy, 1/2 inch irrigation or rainfall is required within 24 hours after application.

#### Conifers in Nurseries

	RATE (Pints)	USE INSTRUCTIONS
Seedbeds and Plug-Plantings	1.25	<b>Soil Surface Spray:</b> Apply in at least 50 gallons of water per acre in the spring and again in the fall.
2-0 Transplants	2.50	<b>Soil Surface Spray:</b> Apply in at least 50 gallons of water per acre in the spring and again in the fall.


#### Conifers in Plantations

Use of this product will aid in the control of Phytophthora root rot when used in conjunction with good cultural practices. The use of this product will not overcome poor management practices, such as planting on sites that are prone to flooding or are poorly drained. This product will not revitalize trees showing moderate to severe disease symptoms.

**Soil Surface Applications:** Apply 0.63 to 1.25 gallons of this product per acre in a minimum of 50 gallons of water as a directed soil spray. Do not apply as a foliar spray. Applications should be made in early spring before growth starts and in the fall before the ground freezes. Calculate the amount of this product needed for a banded treatment by using the formula in the section **BANDED TREATMENT**.



This product is manufactured by:  
**Prime Source, LLC**  
4609 E. Boonville-New Harmony Road  
Evansville, IN 47725



This information is for promotional purposes only. Space considerations may require information to be omitted. Always refer to the actual package for complete label verbiage. This product may not yet be available or approved for sale or use in your area.

# REGULATE SELECT™

FUNGICIDE

### DECIDUOUS FRUITS AND NUTS IN NURSERIES (NON-BEARING)

This product provides control of Pythium root rot and Phytophthora root, crown, and collar rot of non-bearing deciduous fruits and nuts.

**Soil Surface Applications:** Apply 3 fluid ounces per 1,000 square feet in sufficient water to obtain thorough coverage of the soil under the canopy of the trees. Avoid application to the foliage. Treat sufficient surface area in nurseries to cover the root zone of the plants. Additional applications may be made as necessary at 3-month intervals during the growing season. For best efficacy, 1/2 inch irrigation or rainfall is required within 24 hours after application.

**RESTRICTIONS:** (1) Do not apply to trees that will bear harvestable fruit within 12 months of the last application, or possible illegal residues may result.

### TURF

#### (GOLF COURSES, LAWNS, LANDSCAPE AREAS AROUND RESIDENTIAL, INSTRUCTIONAL, PUBLIC, COMMERCIAL AND INDUSTRIAL BUILDINGS, PARKS, RECREATIONAL AREA AND ATHLETIC FIELDS, SOD FARMS)

This product controls Pythium blight and Pythium damping-off in turf, yellow tuft (downy mildew) in bluegrass, and downy mildew in St. Augustine grass.

Within the rate range given for turf, use the lower rate for the shortest interval listed and the higher rate for the longest interval. Under severe disease conditions, use the highest rate and shortest interval.

Established Turf Pythium Blight Yellow Tuft Downy Mildew	<b>Foliar Application:</b> Apply as a preventative treatment at 0.5 to 1 fluid ounce in 1 to 5 gallons of water per 1,000 square feet. Re-treat at 10- to 21-day intervals. During periods of prolonged conditions favorable for disease development, use 1 to 2 fluid ounces on a 14-day schedule.
Newly Seeded Areas Pythium Damping-Off Pythium Blight Yellow Tuft Downy Mildew	<b>Soil Surface Spray:</b> Apply 0.5 to 1 fluid ounce in 1 to 5 gallons of water per 1,000 square feet immediately after seeding. Re-treat at 7- to 14-day intervals if conditions remain favorable for disease. For best efficacy, 1/2 inch irrigation or rainfall is required within 24 hours after application.  <b>Note:</b> For long-term control of Pythium in areas when using seed treated with the active ingredient contained in this product, make an application of this product 7 to 10 days after seeding.

**RESTRICTIONS:** For control of other diseases of turf, use propiconazole alone or in a tank-mix combination with this product. Refer to the propiconazole label for rates, precautions, restrictions, etc.

**Resistance Management Precautions:** To minimize the potential for insensitivity, (1) Make no more than 3 applications per season of any product in which this product's active ingredient is applied alone, and (2) Apply an alternate EPA-registered fungicide for Pythium control at least once during the season.

**Rotational Crops:** Do not plant any crop which is not registered for use with mefenoxam or metalaxyl in soil treated with this active ingredient for a period of 12 months.



This product is manufactured by:  
**Prime Source, LLC**  
4609 E. Boonville-New Harmony Road  
Evansville, IN 47725

This information is for promotional purposes only. Space considerations may require information to be omitted. Always refer to the actual package for complete label verbiage. This product may not yet be available or approved for sale or use in your area.

# REGULATE SELECT™

FUNGICIDE

## STORAGE AND DISPOSAL

Do not contaminate water, food or feed by storage or disposal.

**STORAGE:** Store in cool dry location. Do not store in direct hot sunlight. Do not store above 90°F for prolonged periods of time. After prolonged storage in intense cold, allow product to return to approximately 75°F before using.

**PESTICIDE DISPOSAL:** Wastes resulting from the use of this product are acutely hazardous. Improper disposal of unused pesticide spray mixture, or rinsate is a violation of Federal law. Pesticide, spray mixture or rinsate that cannot be used according to label instructions must be disposed of according to Federal, State or local procedures. For guidance in proper disposal methods, contact your State Pesticide or Environmental Control Agency, or the Hazardous Waste representative at the nearest EPA Regional office.

**CONTAINER HANDLING:** Nonrefillable container. Do not reuse or refill this container. Triple rinse (or equivalent) promptly after emptying. Empty the remaining contents into application equipment or a mix tank and drain for 10 seconds after the flow begins to drip. Fill the container 1/4 full with water and recap. Shake for 10 seconds. Pour rinsate into application equipment or a mix tank or store rinsate for later use or disposal. Drain for 10 seconds after the flow begins to drip. Repeat this procedure two more times. Then offer for recycling or reconditioning, or puncture and dispose of in a sanitary landfill, or by other procedures approved by State and local authorities. Plastic containers are also disposable by incineration, or, if allowed by State and local authorities, by burning. If burned, stay out of smoke.

## CONDITIONS OF SALE AND LIMITATION OF WARRANTY AND LIABILITY

**NOTICE:** Read the entire Directions for Use and Conditions of Sale and Limitation of Warranty and Liability before buying or using this product.

If the terms are not acceptable, return the product at once, unopened, and the purchase price will be refunded.

The **Directions for Use** of this product must be followed carefully. It is impossible to eliminate all risks inherently associated with the use of this product.

Ineffectiveness or other unintended consequences may result because of such factors as manner of use or application, weather, presence of other materials or other influencing factors in the use of the product, which are beyond the control of Prime Source, LLC or Seller. To the extent consistent with applicable law, all such risks shall be assumed by Buyer and User, and Buyer and User agree to hold Prime Source, LLC and Seller harmless for any claims relating to such factors.

Prime Source, LLC warrants that this product conforms to the chemical description on the label and is reasonably fit for the purposes stated in the **Directions for Use**, subject to the inherent risks referred to above, when used in accordance with directions under normal use conditions. This warranty does not extend to the use of this product contrary to label instructions, or under conditions not reasonably foreseeable to or beyond the control of Seller or Prime Source LLC, and Buyer and User assume the risk of any such use. To the extent consistent with applicable law, Prime Source LLC MAKES NO WARRANTIES OF MERCHANTABILITY OR OF FITNESS FOR A PARTICULAR PURPOSE NOR ANY OTHER EXPRESS OR IMPLIED WARRANTY EXCEPT AS STATED ABOVE.

To the extent consistent with applicable law, neither Prime Source, LLC or Seller shall be liable for any incidental, consequential or special damages resulting from the use or handling of this product. TO THE EXTENT CONSISTENT WITH APPLICABLE LAW, THE EXCLUSIVE REMEDY OF THE USER OR BUYER, AND THE EXCLUSIVE LIABILITY OF PRIME SOURCE LLC AND SELLER FOR ANY AND ALL CLAIMS, LOSSES, INJURIES OR DAMAGES (INCLUDING CLAIMS BASED ON BREACH OF WARRANTY, CONTRACT, NEGLIGENCE, TORT, STRICT LIABILITY OR OTHERWISE) RESULTING FROM THE USE OR HANDLING OF THIS PRODUCT, SHALL BE THE RETURN OF THE PURCHASE PRICE OF THE PRODUCT OR, AT THE ELECTION OF PRIME SOURCE, LLC OR SELLER, THE REPLACEMENT OF THE PRODUCT.

Prime Source, LLC and Seller offer this product, and Buyer and User accept it, subject to the foregoing Conditions of Sale and Limitation of Warranty and Liability, which may not be modified except by written agreement signed by a duly authorized representative of Prime Source, LLC.



**PRIME SOURCE**

This product is manufactured by:  
**Prime Source, LLC**  
4609 E. Boonville-New Harmony Road  
Evansville, IN 47725