

# AZPROP SELECT™

FUNGICIDE

<b>GROUP</b>	<b>3</b>	<b>11</b>	<b>FUNGICIDES</b>
--------------	----------	-----------	-------------------

<b>ACTIVE INGREDIENTS:</b> .....	<b>WT. BY %</b>
Propiconazole* .....	9.54%
Azoxystrobin: methyl (E)-2-{2-[6-(2-cyanophenoxy) pyrimidin-4-yloxy]phenyl}-3-methoxyacrylate** .....	5.73%
<b>OTHER INGREDIENTS:</b> .....	<b>84.73%</b>
<b>TOTAL:</b> .....	<b>100.00%</b>

A liquid soluble concentrate that contains 0.868 lb. a.i. propiconazole and 0.521 lb. a.i. azoxystrobin per gallon.

\*(CAS No. 60207-90-1)

\*\*IUPAC

## KEEP OUT OF REACH OF CHILDREN CAUTION

Si usted no entiende la etiqueta, busque a alguien para que se la explique a usted en detalle.  
(If you do not understand the label, find someone to explain it to you in detail.)


FIRST AID	
<b>IF SWALLOWED:</b>	<ul style="list-style-type: none"> <li>• Call a poison control center or doctor immediately for treatment advice.</li> <li>• Have person sip a glass of water if able to swallow.</li> <li>• Do not induce vomiting unless told to by the poison control center or doctor.</li> <li>• Do not give anything to an unconscious person.</li> </ul>
<b>IF INHALED:</b>	<ul style="list-style-type: none"> <li>• Move person to fresh air.</li> <li>• If person is not breathing, call 911 or an ambulance, then give artificial respiration, preferably by mouth-to-mouth, if possible.</li> <li>• Call a poison control center or doctor for further treatment advice.</li> </ul>
<b>IF IN EYES:</b>	<ul style="list-style-type: none"> <li>• Hold eye open and rinse slowly and gently with water for 15-20 minutes.</li> <li>• Remove contact lenses, if present, after the first 5 minutes, then continue rinsing.</li> <li>• Call a poison control center or doctor for treatment advice.</li> </ul>
<b>IF ON SKIN:</b>	<ul style="list-style-type: none"> <li>• Take off contaminated clothing.</li> <li>• Rinse skin immediately with plenty of water for 15-20 minutes.</li> <li>• Call a poison control center or doctor for treatment advice.</li> </ul>
HOTLINE NUMBER	
<p>Have the product container or label with you when calling a poison control center or doctor or going for treatment. For emergency information concerning this product, call your poison control center at <b>1-800-222-1222</b>.</p>	

Reformulation is prohibited. See individual container labels for repacking limitations.

**EPA Reg. No. 89442-41**



Manufactured By:  
Prime Source, LLC  
P.O. Box 250  
10025 US 264 Alternate  
Middlesex, NC 27557



# AZPROP SELECT™

FUNGICIDE

## PRECAUTIONARY STATEMENTS HAZARDS TO HUMANS AND DOMESTIC ANIMALS CAUTION

Harmful if swallowed. Harmful if inhaled. Causes moderate eye irritation. Avoid breathing spray mist. Avoid contact with eyes or clothing. Wash thoroughly with soap and water after handling and before eating, drinking, chewing gum, using tobacco, or using the toilet. Remove and wash contaminated clothing before reuse.

### PERSONAL PROTECTIVE EQUIPMENT (PPE)

#### Applicators and other handlers must wear:

- Long-sleeved shirt and long pants
- Protective eyewear
- Chemical-resistant gloves made of any waterproof material such as polyvinyl chloride, nitrile rubber or butyl rubber
- Shoes plus socks

Follow the manufacturer's instructions for cleaning/maintaining PPE. If no such instructions for washables exist, use detergent and hot water. Keep and wash PPE separate from other laundry. Some materials that are chemically resistant to this product are listed below.

### USER SAFETY RECOMMENDATIONS

#### Users should:

- Wash hands before eating, drinking, chewing gum, using tobacco, or using the toilet.
- Remove clothing/PPE immediately if pesticide gets inside. Then wash thoroughly and put on clean clothing.
- Remove PPE immediately after handling this product. Wash the outside of gloves before removing. As soon as possible, wash thoroughly and change into clean clothing.

### ENVIRONMENTAL HAZARDS

Azoxystrobin, can be persistent for several months or longer. Azoxystrobin has degradation products which have properties similar to chemicals which are known to leach through soil to ground water under certain conditions as a result of agricultural use. Use of this chemical in areas where soils are permeable, particularly where the water table is shallow may result in ground water contamination.

Azoxystrobin and propiconazole are toxic to freshwater and estuarine/marine fish; and azoxystrobin is toxic to aquatic invertebrates. Do not apply directly to water. For terrestrial uses, do not apply directly to water, or to areas where surface water is present or to intertidal areas below the mean high water mark. Drift and runoff may be hazardous to aquatic organisms in neighboring areas. Do not contaminate water when disposing of equipment washwater or rinsate.


Notify State and/or Federal authorities and Prime Source, LLC immediately if you observe any adverse environmental effects due to use of this product.

Do not discharge effluent containing this product into lakes, streams, ponds, estuaries, oceans, or other waters unless in accordance with the requirements of a National Pollutant Discharge Elimination System (NPDES) permit and the permitting authority has been notified in writing prior to discharge.

Do not discharge effluent containing this product to sewer systems without previously notifying the local sewage treatment plant authority. For guidance contact your State Water Board or Regional Office of the EPA.

### PHYSICAL OR CHEMICAL HAZARDS

Do not mix or allow coming in contact with oxidizing agents. Hazardous chemical reaction may occur.



# AZPROP SELECT™

FUNGICIDE

## DIRECTIONS FOR USE

It is a violation of Federal law to use this product in a manner inconsistent with its labeling. Do not apply this product in a way that will contact workers or other persons, either directly or through drift. Only protected handlers may be in the area during application. For any requirements specific to your State or Tribe, consult the agency responsible for pesticide regulation.

**FAILURE TO FOLLOW THE USE DIRECTIONS AND RESTRICTIONS ON THIS LABEL MAY RESULT IN PLANT INJURY OR POOR DISEASE CONTROL.**

Chemigation - Do not apply this product through any irrigation/chemigation system.

### AGRICULTURAL USES

For use to control diseases on turf on (Sod Farms).

#### AGRICULTURAL USE REQUIREMENTS

Use this product only in accordance with its labeling and with the Worker Protection Standard, 40 CFR Part 170. This Standard contains requirements for the protection of agricultural workers on farms, forests, nurseries, and greenhouses, and handlers of agricultural pesticides. It contains requirements for training, decontamination, notification, and emergency assistance. It also contains specific instructions, and exceptions pertaining to the statements on this label about personal protective equipment (PPE), notification to workers, and restricted-entry interval. The requirements in this box only apply to uses of this product that are covered by the Worker Protection Standard.

Do not enter or allow worker entry into treated areas during the restricted-entry interval (REI) of **24 hours**.

**Exception:** if product is soil injected or soil incorporated, the Worker Protection Standard, under certain circumstances, allows workers to enter the treated area if there will be no contact with anything that has been treated.

PPE required for early entry to treated areas that is permitted under the Worker Protection Standard and that involves contact with anything that has been treated, such as plants, soil or water is:

- Coveralls
- Chemical-resistant gloves made of any waterproof material such as polyvinyl chloride, nitrile rubber or butyl rubber
- Shoes plus socks
- Protective eyewear (goggles, face shield or safety glasses)

### NON-AGRICULTURAL USES

For use to control diseases on turf on golf courses, lawns and landscape areas around residential, institutional, public, commercial and industrial buildings, parks, recreational areas and athletic fields.


#### NON-AGRICULTURAL USE REQUIREMENTS

The requirements in this box apply to uses of this product that are NOT within the scope of the Worker Protection Standard for agricultural pesticides (40 CFR Part 170). The WPS applies when this product is used to produce agricultural plants on farms, forests, nurseries, or greenhouses. The area being treated must be vacated by unprotected persons.

Do not treat areas while unprotected humans or domestic animals are present in the treatment areas.

Because certain states may require more restrictive reentry intervals, consult your State Department of Agriculture for further information.

Do not allow entry into treatment area until area that was treated with **AzProp Select** is dry.



# AZPROP SELECT™

FUNGICIDE

## PRODUCT INFORMATION

**AzProp Select** is a combination of two broad-spectrum, preventative fungicides with systemic properties recommended for the control of many important turfgrass diseases. **AzProp Select** may be applied as a foliar spray in alternating spray programs or in tank mixes with other registered, turf protection products. All applications must be made according to the use directions that follow.

### RESTRICTIONS:

- Do not graze or feed clippings from treated turf areas to animals.
- Do not apply **AzProp Select** to turf by air.

### PRECAUTIONS:

- **AzProp Select** has demonstrated some phytotoxic effects when mixed with products that are formulated as EC's. These effects are enhanced if applications are made under cool, cloudy conditions and these conditions remain for several days following application. In addition, adjuvants that contain some form of silicone have also contributed to phytotoxicity.

## INTEGRATED PEST (DISEASE) MANAGEMENT

**AzProp Select** should be integrated into an overall disease and pest management strategy whenever the use of a fungicide is required. Cultural practices known to reduce disease development should be followed. The SPECIFIC USE DIRECTIONS section in this label identifies specific IPM recommendations. Consult your local turf authority for additional IPM strategies established for your area. **AzProp Select** may be used in State Agricultural Extension advisory (disease forecasting) programs which recommend application timing based on environmental factors favorable for disease development.

## RESISTANCE MANAGEMENT

For resistance management, please note that **AzProp Select** contains both propiconazole and azoxystrobin. Propiconazole is classified in the triazoles chemical class as a Group 3 fungicide, cell membrane disrupters. Azoxystrobin is classified in the methoxy-acrylates chemical class as a Group 11 fungicide, respiration inhibitors. Any fungal population may contain individuals naturally resistant to **AzProp Select** and other Group 3 or Group 11 fungicides. A gradual or total loss of pest control may occur over time if these fungicides are used repeatedly in the same fields. Appropriate resistance-management strategies should be followed.

To delay fungicide resistance, take one or more of the following steps:

- Rotate the use of **AzProp Select** or other Group 3 or Group 11 fungicides within a growing season sequence with different groups that control the same pathogens.
- Use tank mixtures with fungicide from a different group that are equally effective on the target pest when such use is permitted. Use at least the minimum application rate as labeled by the manufacturer.
- Adopt an integrated disease management program for fungicide use that includes scouting, uses historical information related to pesticide use, and crop rotation, and which considers host plant resistance, impact of environmental conditions on disease development, disease thresholds, as well as cultural, biological and other chemical control practices.
- Where possible, make use of predictive disease models to effectively time fungicide applications. Note that using predictive models alone is not sufficient to manage resistance.
- Monitor treated fungal populations for resistance development.
- Contact your local extension specialist or certified crop advisor for any additional pesticide resistance-management and/or IPM recommendations for specific crops and pathogens.
- For further information or to report suspected resistance, contact Prime Source, LLC at 877-235-0043. You can also contact your pesticide distributor or university extension specialist to report resistance.

## SPRAYING/MIXING INSTRUCTIONS


Do not apply **AzProp Select** to turf by air.

**AzProp Select** may be applied with all types of spray equipment commonly used for making ground applications. Do not apply **AzProp Select** through any type of ultra-low volume (ULV) spray system (less than 3 gals./A). Proper adjustments and calibration of spraying equipment to give good canopy penetration and coverage is essential for good disease control. The higher rates in the rate range and/or shorter spray intervals may be required under conditions of heavy infection pressure, highly susceptible varieties, or when disease conducive environmental conditions exist

Apply **AzProp Select** in sufficient water volume for adequate coverage.



Manufactured By:  
Prime Source, LLC  
P.O. Box 250  
10025 US 264 Alternate  
Middlesex, NC 27557



# AZPROP SELECT™

FUNGICIDE

## SPRAY DRIFT MANAGEMENT

### Aerial Applications:

- When applying aurally to crops, do not release spray at a height greater than 10 ft. above the crop canopy, unless a greater application height is necessary for pilot safety.
- Applicators are required to select nozzles that deliver medium to coarse spray droplets in accordance with ASABE Standard S-572.1.
- When applying to crops via aerial application equipment, the spray boom must be mounted on the aircraft so as to minimize drift caused by wing tip or rotor blade vortices. The boom length must not exceed 75% of the wingspan or 90% of the rotor blade diameter.
- When applying to crops via aerial application equipment, applicators must use 1/2 swath displacement upwind at the downwind edge of the field.
- Nozzles must be oriented so the spray is directed toward the back of the aircraft.
- Do not apply when wind speeds exceed 10 miles per hour at the application site.
- Do not apply during temperature inversions.

### Ground Boom Applications:

- When using ground application equipment, apply with nozzle height no more than 4 feet above the ground or crop canopy
- Applicators are required to select nozzles that deliver medium to coarse spray droplets in accordance with ASABE Standard S-572.1.
- Do not apply when wind speeds exceed 10 miles per hour at the application site.
- Do not apply during temperature inversions.

## SPRAY DRIFT ADVISORIES


The interaction of many equipment- and weather-related factors determines the potential for spray drift. The applicator is responsible for considering all these factors when making application decisions.

### IMPORTANCE OF DROPLET SIZE

- The most effective way to reduce drift potential is to apply large droplets. The best drift management strategy is to apply the largest droplets that provide sufficient coverage and control. The presence of sensitive species nearby, the environmental conditions, and pest pressure may affect how an applicator balances drift control and coverage. **APPLYING LARGER DROPLETS REDUCES DRIFT POTENTIAL, BUT WILL NOT PREVENT DRIFT IF APPLICATIONS ARE MADE IMPROPERLY OR UNDER UNFAVORABLE ENVIRONMENTAL CONDITIONS!** See Wind, Temperature and Humidity, and Temperature Inversions sections of this label.
- **Controlling Droplet Size – Ground boom [note to registrants: remove if ground boom is prohibited on product labels.]**
  - Volume** - Use high flow rate nozzles to apply the highest practical spray volume. Nozzles with higher rated flows, produce larger droplets.
  - Pressure** - Use the lower spray pressures recommended for the nozzle. Higher pressure reduces droplet size and does not improve canopy penetration. **WHEN HIGHER FLOW RATES ARE NEEDED, USE A HIGHER-CAPACITY NOZZLE INSTEAD OF INCREASING PRESSURE.**
  - Nozzle Type** - Use a nozzle type that is designed for the intended application. With most nozzle types, narrower spray angles produce larger droplets. Consider using low-drift nozzles.
- **Controlling Droplet Size – Aircraft [note to registrants: remove if aerial application is prohibited on product labels.]**
  - Number of Nozzles** - Use the minimum number of nozzles with the highest flow rate that provide uniform coverage.
  - Nozzle Orientation** - Orienting nozzles so that the spray is emitted backwards, parallel to the airstream will produce larger droplets than other orientations. **AVOIDING SPRAY DRIFT IS THE RESPONSIBILITY OF THE APPLICATOR.**
  - Nozzle Type** - Solid stream nozzles (such as disc and core with swirl plate removed) oriented straight back produce larger droplets than other nozzle types.
  - Boom Length** - Longer booms increase drift potential. Therefore, a shorter boom length is recommended.
  - Application Height** - Application more than 10 ft. above the canopy increases the potential for spray drift.

### BOOM HEIGHT

Setting the boom at the lowest referenced height (if specified) which provides uniform coverage reduces the exposure of droplets to evaporation and wind. For ground equipment, the boom must remain level with the crop and have minimal bounce.



# AZPROP SELECT™

FUNGICIDE

## WIND

Drift potential increases at wind speeds of less than 3 mph (due to inversion potential) or more than 10 mph. However, many factors, including droplet size and equipment type determine drift potential at any given wind speed. AVOID APPLICATIONS DURING GUSTY OR WINDLESS CONDITIONS.

Note: Local terrain can influence wind patterns. Every applicator needs to be familiar with local wind patterns and how they affect spray drift.

## TEMPERATURE AND HUMIDITY

When making applications in hot and dry conditions, set up equipment to produce larger droplets to reduce effects of evaporation.

## TEMPERATURE INVERSIONS

Drift potential is high during a temperature inversion. Temperature inversions restrict vertical air mixing, which causes small suspended droplets to remain close to the ground and move laterally in a concentrated cloud. Temperature inversions are characterized by increasing temperature with altitude and are common on nights with limited cloud cover and light to no wind. They begin to form as the sun sets and often continue into the morning. Their presence can be indicated by ground fog; however, if fog is not present, inversions can also be identified by the movement of smoke from a ground source or an aircraft smoke generator. Smoke that layers and moves laterally in a concentrated cloud (under low wind conditions) indicates an inversion, while smoke that moves upward and rapidly dissipates indicates good vertical air mixing.

## SHIELDED SPRAYERS

Shielding the boom or individual nozzles can reduce the effects of wind. However, it is the responsibility of the applicator to verify that the shields are preventing drift and not interfering with uniform deposition of the product.

## MIXING INSTRUCTIONS

To prepare spray solution, partially fill the spray tank with clean water and begin agitation. Add the specified amount of **AzProp Select** to the tank, allowing time for good dispersion, then add an adjuvant, if recommended. If tank mixes are required, product should be added to the spray tank in the following order: **AzProp Select**, wettable granular or dry flowable formulations, wettable powders and flowable (aqueous suspensions) products. Finish filling the tank to the desired volume to obtain the proper spray concentration. Maintain agitation throughout the spraying operation.

Do not allow spray mixture to stand overnight or for prolonged periods. Make up only the amount of spray required for immediate use. Sprayers should be thoroughly cleaned immediately after application.

Do not use silicone-based products with **AzProp Select** due to possible phytotoxicity.

If spray-tank mixture is unsprayed for more than 18 hours (overnight), re-suspend product with agitation for 20 minutes.

**AzProp Select** is compatible with many commonly used fungicides, liquid fertilizers, herbicides, insecticides and biological control products. If tank mixes are desired, observe all directions, precautions and limitations on labeling of all products used.

Consult compatibility charts or your local or State turf authority for compatibility information. Do not combine **AzProp Select** in the spray tank with pesticides, surfactants, or fertilizers, unless compatibility charts or your own prior use has shown that the combination is physically compatible, effective, and non-injurious under your conditions of use. If physical compatibility is unknown, the following procedure should be followed. Pour the specified proportions of the products into a suitable container of water, mix thoroughly and allow to stand at least twenty (20) minutes, if the combination remains mixed or can be re-mixed readily, the mixture is considered physically compatible.

## SPECIFIC USE DIRECTIONS


**AzProp Select** is recommended for control of certain pathogens causing foliar, stem, and root diseases, including leaf and stem blights, leaf spots, patch diseases, mildews, anthracnose, fairy rings, molds, and rusts of turfgrass plants. **AzProp Select** may be used to control certain diseases on turf in golf courses, lawns and landscape areas around residential, institutional, public, commercial and industrial buildings, parks, recreational areas and athletic fields.

Integrated Pest (Disease) Management (IPM): Sound turf management resulting in healthy, vigorous turf is the foundation of a good IPM program. Cultural practices such as proper choice of turf variety, nutrient management, proper cutting height, thatch management, and proper watering, drainage, and moisture stress management shall be integrated with the use of fungicides to increase turf vigor and reduce the susceptibility to disease. Immunoassay detection kits and extension service diagnostic services can assist in the early and accurate identification of causal organisms and corresponding selection of the proper fungicide when required.



**PRIME SOURCE**

Manufactured By:  
Prime Source, LLC  
P.O. Box 250  
10025 US 264 Alternate  
Middlesex, NC 27557



# AZPROP SELECT™

FUNGICIDE

## Application Directions

**AzProp Select** must be applied prior to disease development. Mix AzProp Select with the required amount of water and apply as a dilute spray application in 2 - 4 gals. of water per 1,000 sq. ft. (87 - 174 gals./acre).

Apply **AzProp Select** at rates and timings as described in this label.

Repeat applications at specified intervals for as long as required. For spot treatments, use 1.5 fl. oz. **AzProp Select** per 1 - 2 gals. of water. Do not apply more than 8.1 gals. product per acre per year (23.75 fl. oz. product/1,000 sq. ft./year). Applications may be made by ground only.

## For Use With Soil Injection Applications

**AzProp Select** may be applied through a liquid fungicide injector for the control of ectotrophic root diseases including summer patch and take-all patch. Use **AzProp Select** only in liquid injection equipment specifically designated for pesticide use.

Apply **AzProp Select** at 1.5 - 3.0 fl. oz. per 1,000 sq. ft. Spray carrier volume should fall within 30 - 150 gals. of water per 1,000 sq. ft. Injection hole spacing of 1 inch by 1 inch is specified for optimum control. Injection depth must be no greater than 2 inches. One inch depth is specified for optimum results. Application must follow disease control strategies used for normal broadcast spray programs.

## For Use in the Establishment of Turfgrass From Seed or in Overseeding of Dormant Turfgrass

**AzProp Select** may be used for control of certain turfgrass diseases associated with turfgrass establishment from seed. **AzProp Select** may also be used during overseeding of dormant turfgrass.

**AzProp Select** may be safely applied before or after seeding or at seedling germination and emergence to ryegrass, bentgrass, bluegrass, and fescue turfgrass types. Optimum application timing is during seeding. See Application Directions section.

**Rate Ranges:** Use the shorter specified application interval and/or use the higher specified rate when prolonged favorable disease conditions exist.


Target Diseases	Use Rate (fl. oz. product per 1,000 sq. ft.)	Application Interval (days)	Application Interval (days)
Anthracnose ( <i>Colletotrichum cereale</i> ) (formerly known as <i>C. graminicola</i> )	1.5 - 3	14 - 28	Use preventatively. Begin applications when conditions are favorable for disease infection, prior to disease symptom development.  The maximum application interval for greens is 14 days.
Bentgrass Dead Spot ( <i>Ophiosphaerella Agrostis</i> )	1.5 - 3	14	Begin applications prior to disease development.
Brown Patch ( <i>Rhizoctonia solani</i> )	0.75 - 1.5	14	For higher cut cool season turfgrass, St. Augustine grass and centipede grass (fairways, lawns, sod farms, etc., above 0.375 inch in height). Apply when conditions are favorable for disease development.
Brown Patch ( <i>Rhizoctonia solani</i> ) and other <i>Rhizoctonia</i> ( <i>R. spp.</i> ) diseases such as Large Patch, Zoysia Patch, Leaf & Sheath Spot ( <i>R. zeae</i> )	1.5 - 3	14 - 28	For Brown Patch, apply when conditions are favorable for disease development.  For Large Patch of all warm season turfgrasses, make 1 or 2 applications in the fall prior to infection or when conditions are favorable for infection.  For Zoysia Patch, make 1 or 2 applications approximately one month prior to Zoysia grass dormancy. Reapply 14 to 28 days later.  For Leaf & Sheath Spot ( <i>R. zeae</i> ), apply when conditions are favorable for infection such as sequential or periods of temperatures at or above 90 degrees Fahrenheit. Curative control may necessitate several applications. Target spray applications at crown of turfgrass.



**PRIME SOURCE**

Manufactured By:  
Prime Source, LLC  
P.O. Box 250  
10025 US 264 Alternate  
Middlesex, NC 27557





# AZPROP SELECT™

FUNGICIDE


Cool Weather Brown Patch Yellow Patch ( <i>Rhizoctonia cereale</i> )	3	28	Make 1 or 2 applications in fall or when conditions are favorable for disease development.
Dichondra Rust ( <i>Puccinia dichondrae</i> )	3	14 - 21	Apply when conditions are favorable for disease development.
Dollar Spot ( <i>Sclerotinia homoeocarpa</i> )	0.75 - 1.5	7 - 14	Apply preventively on higher cut cool season turfgrass (fairways, lawns, etc. mowed at or above 0.375 inch in height during periods of low to moderate disease pressure).
Dollar Spot ( <i>Sclerotinia homoeocarpa</i> )	1.5 - 3	14 - 28	Apply preventively when conditions are favorable for disease development. For non-residential turf with active dollar spot, use the higher rate and combine with Daconil.
Fairy Ring ( <i>Lycoperdon</i> spp., <i>Agrocybe pediades</i> , and <i>Bovista plumbea</i> )	1.5 - 3	14 - 28	Apply as soon as possible after fairy ring symptoms develop. Apply in 2-4 gals. of water per 1,000 sq. ft. Add the specified rate of a wetting agent to the final spray. Severely damaged or thin turf may require reseeding. Fairy ring symptoms may take 2 to 3 weeks to disappear following application. If area is hydrophobic, use wetting agents and irrigate prior to application(s) of <b>AzProp Select</b> . Reapplication after 28 days may be required in some cases.
Gray Leaf Spot ( <i>Pyricularia grisea</i> )	1.5 - 3	14 - 28	Use <b>AzProp Select</b> in a preventive disease control program. Begin applications before disease is present and alternate with other fungicide chemistries that control gray leaf spot.
Gray Snow Mold Typhula Blight ( <i>Typhula incarnata</i> )	5.25	single application	Make a single application of 5.25 fl. oz. or two applications of 3 fl. oz. spaced 10-28 days apart in late fall just before snow cover. Tank mixing with another snow mold fungicide, including Daconil and Medallion, may enhance control under severe disease pressure.  It is the pesticide user's responsibility to ensure that all products are registered for the intended use. Read and follow the applicable restrictions and limitations and directions for use on all product labels involved in tank mixing. Users must follow the most restrictive directions for use and precautionary statements of each product in the tank mixture.
	3	10 - 28	
Leaf Rust Stem Rust Stripe Rust ( <i>Puccinia</i> spp.)	1.5 - 3	14 - 28	Begin applications when conditions are favorable for disease infection, prior to disease symptom development.
Leaf Spot ( <i>Bipolaris sorokiniana</i> )	1.5 - 3	14 - 21	Apply when conditions are favorable for disease development.
Melting Out ( <i>Drechslera poae</i> )	1.5 - 3	14 - 21	Apply when conditions are favorable for disease development.
Microdochium Patch (formerly known as Fusarium Patch ( <i>Microdochium nivale</i> )	1.5 - 3	14 - 28	Use preventatively. Begin applications when conditions are favorable for disease infection, prior to disease symptom development.
Necrotic Ring Spot ( <i>Ophiosphaerella korrae</i> )	3	14 - 28	Apply when conditions are favorable for disease development.
Pink Patch ( <i>Limonomyces roseipellis</i> )	1.5 - 3	14 - 28	Apply when conditions are favorable for disease development.



**PRIME SOURCE**

Manufactured By:  
Prime Source, LLC  
P.O. Box 250  
10025 US 264 Alternate  
Middlesex, NC 27557






# AZPROP SELECT™

FUNGICIDE

Pink Snow Mold ( <i>Microdochium nivale</i> )	5.25	single application	Make a single application of 5.25 fl. oz.* or two applications of 3 fl. oz. spaced 10-28 days apart in late fall just before snow cover. Tank mixing with another snow mold fungicide, including Daconil and Medallion, may enhance control under severe disease pressure. It is the pesticide user's responsibility to ensure that all products are registered for the intended use. Read and follow the applicable restrictions and limitations and directions for use on all product labels involved in tank mixing. Users must follow the most restrictive directions for use and precautionary statements of each product in the tank mixture.
	3	10 - 28	
Powdery Mildew ( <i>Erysiphe graminis</i> )	1.6 - 3	14 - 28	Begin applications when conditions are favorable for disease infection, prior to disease symptom development.
Pythium Blight, Pythium Root Rot ( <i>Pythium aphanidermatum</i> , <i>Pythium</i> spp.)	3	10 - 14	Use preventatively. Begin applications when conditions are favorable for disease infection prior to disease symptom development. During periods of prolonged favorable conditions, treat on the 10 day application interval. For use on newly seeded, as well as established turf.
Red Thread ( <i>Laetisaria fuciformis</i> )	1.5 - 3	14 - 28	Apply when conditions are favorable for disease development.
Southern Blight ( <i>Sclerotium rolfsii</i> )	1.5 - 3	14 - 28	Apply when conditions are favorable for disease development.
Spring Dead Spot ( <i>Ophiosphaerella korrae</i> ) or ( <i>Ophiosphaerella narmari</i> ) or ( <i>Ophiosphaerella herpotricha</i> )	3	14 - 28	Apply 1 or 2 applications approximately one month prior to bermudagrass dormancy. 1/2" to 1/2" of irrigation directly after application. Reapply 14 to 28 days later.
Summer Patch ( <i>Magnaporthe poae</i> )	1.5 - 3	14 - 28	Apply when conditions are favorable for disease development. Initiate applications when soil temperatures reach 65°F at a 2 inch soil depth.
Take-all Patch ( <i>Gaeumannomyces graminis</i> var. <i>avenae</i> )	3	28	Begin applications when conditions are favorable for disease infection prior to disease symptom development. Make two applications, 28 days apart in the spring and two applications 28 days apart in the fall.
*Do not apply more than two sequential applications of <b>AzProp Select</b> for control of Gray Leaf Spot and Pythium spp. For all other diseases when Gray Leaf Spot and Pythium spp. are not present, do not apply more than three sequential applications of <b>AzProp Select</b> .			

AzProp Select Rate Conversion Chart for Turf

Fl. Oz. Product* per 1,000 Sq. Ft.	Pints Product per Acre	Gal. Product per Acre
0.75	2.0	0.26
1.0	2.7	0.34
1.5	4.0	0.51
2.0	5.4	0.68
2.5	6.8	0.85
3.0	8.2	1.02
5.25	14.2	1.78
*One fluid ounce of <b>AzProp Select</b> contains 0.1088 ounce (weight) propiconazole and, 0.0656 ounce (weight) azoxystrobin.		



# AZPROP SELECT™

FUNGICIDE

## Amount of AzProp Select for Turf Applications per 100 Gallons

**Spray Volume:** 2 gals./1,000 sq. ft.

AzProp Select Use Rate (fl. oz./1,000 sq. ft.)	Pints of product/100 gals.
0.75	2.3
1.0	3.1
1.5	4.7
2.0	6.2
2.5	7.8
3.0	9.4
5.25	16.5

**Spray Volume:** 3 gals./1,000 sq. ft.

AzProp Select Use Rate	Pints of product/100 gals.
0.75	1.5
1.0	2.1
1.5	3.0
2.0	4.1
2.5	5.2
3.0	6.2
5.25	10.9


**Spray Volume:** 4 gals./1,000 sq. ft.

AzProp Select Use Rate	Pints of product/100 gals.
0.75	1.15
1.0	1.55
1.5	2.25
2.0	3.1
2.5	3.9
3.0	4.65
5.25	8.1



**PRIME SOURCE**

Manufactured By:  
Prime Source, LLC  
P.O. Box 250  
10025 US 264 Alternate  
Middlesex, NC 27557



# AZPROP SELECT™

FUNGICIDE

## STORAGE AND DISPOSAL

Do not contaminate water, food or feed by storage or disposal. Open dumping is prohibited.

**Pesticide Storage:** Store in original containers only. Keep container closed when not in use. Do not store near food or feed. In case of spill on floor or paved surfaces, mop up and remove to chemical waste storage area until proper disposal can be made if product cannot be reused according to the label.

**Pesticide Disposal:** Pesticide wastes are acutely hazardous. Improper disposal of excess pesticide, spray mixture, or rinsate is a violation of Federal law. If these wastes cannot be disposed of by use according to label instructions, contact your State Pesticide or Environmental Control Agency, or the Hazardous Waste representative of the nearest EPA Regional Office for guidance.

**Container Handling: [less than 5 gallons] - Non-refillable container.** Do not reuse or refill this container. Offer for recycling if available. Triple rinse container (or equivalent) promptly after emptying. Triple rinse as follows: Empty the remaining contents into application equipment or a mix tank and drain for 10 seconds after the flow begins to drip. Fill the container ¼ full with water and recap. Shake for 10 seconds. Pour rinsate into application equipment or a mix tank or store rinsate for later use or disposal. Drain for 10 seconds after the flow begins to drip. Repeat this procedure two more times. Then offer for recycling if available or puncture and dispose of in a sanitary landfill, by incineration, or, if allowed by State and local authorities, by burning. If burned, stay out of smoke.

**Container Handling: [greater than 5 gallons] - Non-refillable container.** Do not reuse or refill this container. Offer for recycling if available. Triple rinse container (or equivalent) promptly after emptying. Triple rinse as follows: Empty the remaining contents into application equipment or a mix tank. Fill the container ¼ full with water. Replace and tighten closures. Tip container on its side and roll it back and forth, ensuring at least one complete revolution, for 30 seconds. Stand the container on its end and tip it back and forth several times. Turn the container over onto its other end and tip it back and forth several times. Empty the rinsate into application equipment or a mix tank or store rinsate for later use or disposal. Repeat this procedure two more times. Then offer for recycling if available or puncture and dispose of in a sanitary landfill, by incineration, or, if allowed by State and local authorities, by burning. If burned, stay out of smoke.

## LIMITATION OF WARRANTY AND LIABILITY

Read the entire direction for use, conditions of warranties and limitations of liability before using this product. If terms are not acceptable, return the unopened product container at once. By using this product, user or buyer accepts the following **CONDITIONS, DISCLAIMER OF WARRANTIES, and LIMITATIONS OF LIABILITY.**

**CONDITIONS:** The directions for use of this product are believed to be adequate and must be followed carefully. However, it is impossible to eliminate all risk associated with the use of this product. Crop injury, ineffectiveness or other unintended consequences may result because of such factors as weather conditions, presence of other materials, or the manner of use or application, all of which are beyond the control of Prime Source, LLC. To the extent consistent with applicable law, all such risks shall be assumed by the user or buyer.

**DISCLAIMER OF WARRANTIES:** To the extent consistent with applicable law, Prime Source, LLC makes no other warranties, express or implied, of merchantability or of fitness for a particular purpose or otherwise, that extend beyond the statements made on this label. No agent of Prime Source, LLC is authorized to make any warranties beyond those contained herein or to modify the warranties contained herein. To the extent consistent with applicable law, Prime Source, LLC disclaims any liability whatsoever for special, incidental or consequential damages resulting from the use or handling of this product.

**LIMITATIONS OF LIABILITY:** To the extent consistent with applicable law, the exclusive remedy of the user or buyer for any and all losses, injuries or damages resulting from the use or handling of this product, whether in contract, warranty, tort, negligence, strict liability or otherwise, shall not exceed the purchase price paid or at Prime Source, LLC's election, the replacement of product.

[All other trademarks are the property of their respective owners.]

EPA 180629 / 180704



Manufactured By:  
Prime Source, LLC  
P.O. Box 250  
10025 US 264 Alternate  
Middlesex, NC 27557