

---

**ACTIVE INGREDIENT:**

Aluminum tris (0-ethyl phosphonate): .....80.00%


**OTHER INGREDIENTS:** .....20.00%

**EPA Reg. No.: 89442-8** Total ..... 100.00%

**KEEP OUT OF REACH OF CHILDREN  
CAUTION**

<b>FIRST AID</b>	
<b>If in eyes:</b>	<ul style="list-style-type: none"><li>• Hold eye open and rinse slowly and gently with water for 15 – 20 minutes.</li><li>• Remove contact lenses, if present, after the first 5 minutes then continue rinsing eye.</li><li>• Call a poison control center or doctor for treatment advice.</li></ul>
<b>If on skin or clothing:</b>	<ul style="list-style-type: none"><li>• Take off contaminated clothing.</li><li>• Rinse skin immediately with plenty of water for 15-20 minutes.</li><li>• Call a poison control center or doctor for treatment advice.</li></ul>
<b>If Swallowed:</b>	<ul style="list-style-type: none"><li>• Call a Poison control center or doctor immediately for treatment advice.</li><li>• Have affected person sip a glass of water if able to swallow.</li><li>• Do not induce vomiting unless told to do so by the poison control center or doctor.</li><li>• Do not give anything by mouth to an unconscious person.</li></ul>
<b>If inhaled:</b>	<ul style="list-style-type: none"><li>• Move person to fresh air.</li><li>• If person is not breathing, call 911 or an ambulance, give artificial respiration immediately, preferably by mouth-to-mouth.</li><li>• Call a poison control center or doctor for treatment advice.</li></ul>
Have the product label with you when calling a poison control center or doctor, or going for treatment. For emergency information concerning this product, call the National Pesticides Information Center (NPIC) at <b>1-800-858-7378</b> seven days a week, 6:30 a.m. to 4:30 p.m. Pacific Time (NPIC Website: <a href="http://www.npic.orst.edu">www.npic.orst.edu</a> ). Outside of these times call your poison control center at <b>1-800-222-1222</b> .	

---



This information is for promotional purposes only. Space considerations may require information to be omitted. Always refer to the actual package for complete label verbiage. This product may not yet be available or approved for sale or use in your area.

# FOSAL SELECT™

FUNGICIDE

**PRECAUTIONARY STATEMENTS  
HAZARDS TO HUMANS AND DOMESTIC ANIMALS  
CAUTION**

Harmful if absorbed through the skin or inhaled. Causes moderate eye irritation. Avoid contact with eyes, skin, or clothing.

**Environmental Hazards**

This product is toxic to aquatic and estuarine invertebrates. Drift and runoff may be hazardous to aquatic and estuarine organisms in neighboring areas. Do not apply directly to water, to areas where surface water is present, or to intertidal areas below the mean high water mark. Do not contaminate water when disposing of equipment washwaters.

**PERSONAL PROTECTIVE EQUIPMENT (PPE)**

**Applicators and Other Handlers Must Wear:**

- Long-sleeved shirt and long pants
- Waterproof gloves
- Shoes plus socks
- Protective eyewear

Follow manufacturer's instructions for cleaning/maintaining PPE. If no such instructions for washables exist, use detergent and hot water. Keep and wash PPE separately from other laundry.

**ENGINEERING CONTROLS STATEMENT**

When handlers use closed systems, enclosed cabs or aircraft in a manner that meets the requirements listed in the Worker Protection Standard (WPS) for agricultural pesticides [40 CFR 170.240(d)(4-6)], the handler PPE requirements may be reduced or modified as specified in the WPS.

**USER SAFETY RECOMMENDATIONS**

**Users should:**


- Wash thoroughly with soap and water after handling and before eating, drinking, chewing gum, using tobacco, or using the toilet.
- Remove clothing/PPE immediately if pesticide gets inside. Then wash thoroughly and put on clean clothing.
- Remove PPE immediately after handling this product. Wash the outside of gloves before removing. As soon as possible, wash thoroughly and change into clean clothing.

**DIRECTIONS FOR USE**

It is a violation of Federal law to use this product in a manner inconsistent with its labeling.

Do not apply this product in a way that will contact workers or other persons, either directly or through drift. Only protected handlers may be in the area during application. For any requirements specific to your State or Tribe, consult the agency responsible for pesticide regulation.

This product is not to be used on home or residential sites.



This information is for promotional purposes only. Space considerations may require information to be omitted. Always refer to the actual package for complete label verbiage. This product may not yet be available or approved for sale or use in your area.

# FOSAL SELECT™

FUNGICIDE

## AGRICULTURAL USE REQUIREMENTS

Use this product only in accordance with its labeling and with the Worker Protection Standard, 40 CFR Part 170. This Standard contains requirements for the protection of agricultural workers on farms, forests, nurseries, and greenhouses, and handlers of agricultural pesticides. It contains requirements for training, decontamination, notification, and emergency assistance. It also contains specific instructions and exceptions pertaining to the statements on this label about personal protective equipment (PPE) and restricted-entry interval. The requirements in this box only apply to uses of this product that are covered by the Worker Protection Standard.

Do not enter or allow entry into treated areas during the restricted-entry interval of 12 hours.

PPE required for early entry to treated areas that is permitted under the Worker Protection Standard and that involves contact with anything that has been treated such as plants, soil, or water is:

- Coveralls
- Chemical-resistant gloves made of any waterproof material
- Shoes plus socks
- Protective eyewear

## NON-AGRICULTURAL USE REQUIREMENTS

The requirements in this box apply to uses of this product that are NOT within the scope of the Worker Protection Standard for agricultural pesticides (40 CFR part 170). The WPS applies when this product is used to produce agricultural plants on farms, forests, nurseries, or greenhouses. Keep unprotected persons out of the treated areas until sprays have dried.

## DIRECTIONS FOR USE

**Fosal Select** is a systemic fungicide that, when used according to label directions, and as part of a good management practices program, will control or suppress listed fungal diseases in a variety of crops.

### COMPATIBILITY

#### Turf and Ornamentals


Some foliar fertilizers and copper-based fungicides are not compatible with **Fosal Select**, and a tank mix of these products with **Fosal Select** may result in phytotoxicity to various plants. To avoid this phytotoxicity, apply **Fosal Select** at least 14 days before or after an application of a copper-based fungicide; and in these spray programs, avoid applying with air blast equipment. Stickers, extenders, and wetting agents must not be mixed with **Fosal Select**. Do not tank mix **Fosal Select** with the following products because they are not compatible with **Fosal Select**: Daconil 2787 Flowable Fungicide (or other registered flowable formulations containing chlorothalonil), Fore Fungicide flowable formulations (or other registered flowable formulations containing mancozeb), Bayleton® 50W (or other registered similar formulations containing triadimefon), Rubigan™ A.S. (or other registered flowable formulations containing fenamirol), Spectro™ 90 WDG (or other similar registered formulations containing thiophanate-methyl and chlorothalonil).

#### Physical Compatibility Test

Before mixing **Fosal Select** with any other product including but not limited to soluble concentrate or flowable formulations, conduct a physical compatibility test. Use a clear container (1 pint) and mix a small amount of spray solution by adding each component in the order and ratio as required for making large amounts of the tank mix solution. Stir the contents and allow to settle for 5-15 minutes. Solutions that stay in suspension or can be remixed readily are considered to be compatible. Increased compatibility may result if a buffering agent is used.

#### Tolerance

Although **Fosal Select** has been found to be safe to use with the species listed on this label, it is impossible to test all species or varieties under all types of growing conditions for tolerance to **Fosal Select**. Always test for plant phytotoxicity on a small scale using the specified rates before preparing spray solutions or applying to large areas of plants.



This information is for promotional purposes only. Space considerations may require information to be omitted.  
Always refer to the actual package for complete label verbiage. This product may not yet be available or approved for sale or use in your area.

# FOSAL SELECT™

FUNGICIDE

## Preparation of Spray Solutions

Only prepare the amount of spray solution required for one day's application.

1. Always use clean water when preparing spray tank solutions. Ensure the spray tank is clean prior to use. Add clean water to fill the tank  $\frac{1}{4}$  to  $\frac{1}{2}$  full.
2. With the agitator running, slowly add the required amount of **Fosal Select** to the tank.
3. Slowly add an alkaline buffering agent when required (See Tank Mixes below).
4. Fill the spray tank with the remaining amount of water and continue agitation until the application is completed.

## Tank Mixes

Plant phytotoxicity from solubilized copper has been observed under several situations:

- 1) When products containing copper are tank-mixed with **Fosal Select**; OR
- 2) When unbuffered **Fosal Select** solutions are applied to plant foliage that bear copper residues from prior treatments with copper products. Do not tank mix **Fosal Select** with copper compounds.

In situations when copper compounds are applied prior to or will be applied after applications of **Fosal Select**, increase the pH of the **Fosal Select** tank solution ( see Step 3 under Preparation of Spray Solutions above) to 6.0 or above using an alkaline buffer. Examples of alkaline buffers include potassium carbonate (use 3 lbs. for every 5 lbs. **Fosal Select**) and diammonium phosphate (use 5 lbs. for every 5 lbs. **Fosal Select**). Use caution when using potassium carbonate as the buffer because it reacts during the addition to form carbon dioxide gas (CO<sub>2</sub>). Do not seal the spray tank until all of the CO<sub>2</sub> gas is released, a process that usually takes about 5 minutes.

## Application Directions for Foliar Sprays

For systemic control of various fungal diseases, apply **Fosal Select** according to these label directions.

Apply **Fosal Select** in a sufficient amount of water to ensure thorough coverage of plant foliage. The spray volumes will vary by crop and growth stage.

## Application Directions for Sprinkler Irrigation Systems

**Do not apply Fosal Select through chemigation in California.**

Apply this product only through sprinkler irrigation systems including mini-sprinkler or micro-jet, drip, solid set, and center pivot. Do not apply this product through any other type of irrigation system.

## Spray Preparation

Remove scale, pesticide residues, and other foreign matter from the chemical tank and entire injector system. Flush with clean water.

A suspension of **Fosal Select** is prepared in a mixing tank by adding  $\frac{1}{2}$  to  $\frac{3}{4}$  of the desired amount of water. Start the agitator and then add the required amount of **Fosal Select** followed by the remaining volume of water. Then set sprinkler to deliver 0.1 to 0.3 inch of water per acre. Start sprinkler and uniformly inject the suspension of **Fosal Select** into the irrigation water line to deliver the desired rate per acre. The suspension should be injected with a positive displacement pump into the main line ahead of a right angle turn to ensure adequate mixing. If you should have any other questions about calibration, you should contact State Extension Service Specialists, equipment manufacturers, or other experts.

**Note:** For mini-sprinkler and drip irrigation systems, avoid field irrigation over the treated area for 24 to 48 hours after completion of the **Fosal Select** treatment.


For solid set and center pivot irrigation systems, after completion of the **Fosal Select** treatment, do not irrigate the treated area until the foliage has dried to prevent wash-off of the chemical from the crop.

## Precautions for Applications through Sprinkler Irrigation Systems

- Maintain continuous agitation in mix tank during mixing and application to assure a uniform suspension.
- The system must contain a functional check valve, vacuum relief valve, and low-pressure drain appropriately located on the irrigation pipeline to prevent water source contamination from backflow.



**PRIME SOURCE**



This information is for promotional purposes only. Space considerations may require information to be omitted.  
Always refer to the actual package for complete label verbiage. This product may not yet be available or approved for sale or use in your area.

# FOSAL SELECT™

FUNGICIDE

- The pesticide injection pipeline must contain a functional automatic, quick-closing check valve to prevent the flow of fluid back toward the injection pump. The pesticide injection pipeline must also contain a functional, normally closed solenoid-operated valve located on the intake side of the injection pump and connected to the system interlock to prevent fluid from being withdrawn from the supply tank when the irrigation system is either automatically or manually shut down.
- The system must contain functional interlocking controls to automatically shut off the pesticide injection pump when the water pump motor stops.
- The irrigation line or water pump must include a functional pressure switch which will stop the water pump motor when the water pressure decreases to the point where pesticide distribution is adversely affected.
- Systems must use a metering pump such as a positive displacement injection pump (e.g., diaphragm pump) effectively designed and constructed of materials that are compatible with pesticides and capable of being fitted with a system interlock.
- Do not apply when wind speed favors drift, when system connection or fittings leak, when nozzles do not provide uniform distribution, or when lines containing the product must be dismantled and drained.
- Crop injury, lack of effectiveness, or illegal pesticide residues in the crop may result from non-uniform distribution of treated water.
- Allow sufficient time for pesticide to be flushed through all lines and all nozzles before turning off irrigation water. A person knowledgeable of the chemigation system and responsible for its operation shall shut the system down and make necessary adjustments should the need arise. Do not connect an irrigation system (including greenhouse systems) used for pesticide application to a public water system unless the label-prescribed safety devices for public water supplies are in place.


#### Ornamentals and Bedding Plants

**Fosal Select** controls diseases caused by:

- Pythium and Phytophthora in ornamentals and bedding plants grown in field nursery, greenhouse, landscaping and conifer nursery situations; and
- Downy mildew and fire blight in ornamentals

**Fosal Select** suppresses bacterial blight caused by certain pathovars of *Xanthomonas campestris*.

Time applications to occur before signs of disease appear. Use **Fosal Select** along with good cultural management practices. To avoid plant injury, follow these label directions and do not apply **Fosal Select** above the specified rates or at shorter spray intervals than specified on this label.



This information is for promotional purposes only. Space considerations may require information to be omitted.  
 Always refer to the actual package for complete label verbiage. This product may not yet be available or approved for sale or use in your area.

# FOSAL SELECT™


FUNGICIDE

## Ornamentals

Species	Application Method	Application Rate	Application Directions
Aglaonema, Aphelandra, Azalea, Bougainvillea, Boxwood, <i>Cattelya skinneri</i> , Cissus, Dieffenbachia, Hibiscus, Juniper, Leather-leaf Fern, Pittosporum, Philodendron, Pothos, Rhododendron, Spathiphyllum, Taxus media	Foliar	2.5 - 5.0 lbs. product per 100 gals. of water	<ul style="list-style-type: none"> <li>- Apply to wet the foliage.</li> <li>- Use 2.5-5.0 lb./A when applying in spray volumes less than 100 gals./A</li> <li>- Do not exceed 400 gals. of spray solution per acre.</li> <li>- Make repeat applications as needed but not more often than every 30 days.</li> </ul>
Aphelandra, Azalea, Boxwood, Cissus, Dieffenbachia, Japanese Holly, Juniper, Monterrey Pine, Philodendron, Pieris, Pittosporum, Rhododendron, Schefflera, Spathiphyllum, Taxus media	Drench	0.4 – 0.8 lbs. product (6.4-12.8 oz.) per 100 gals. of water	<ul style="list-style-type: none"> <li>- Apply spray solution to 400 sq. ft. (2 pts. solution per sq. ft.) of plants.</li> <li>- Make repeat applications as needed but not more often than every 30 days.</li> </ul>
Azalea Pieris Rhododendron	Soil Incorporation (to control <i>Phytophthora</i> species only)	0.5-0.8 lbs. product (8-12.8 oz. ) per cubic yard of soil	<ul style="list-style-type: none"> <li>- Mix product with soil immediately before potting.</li> <li>- Soil incorporate only to plants with established root system.</li> <li>- Foliar or drench applications may be made when disease development is expected, but do not apply more often than every 30 days.</li> </ul>

## Bedding Plants

Species	Application Method	Application Rate	Application Directions
Begonia Pansy Vinca Marigold Zinnia Petunia Geranium Impatiens	Foliar	1.25 - 4.0 lbs. product per 100 gals. of water	<ul style="list-style-type: none"> <li>- Apply to wet the foliage.</li> <li>- Do not exceed 400 gals. of spray solution per acre.</li> <li>- Make repeat applications as needed but not more often than every 14 days.</li> </ul>



This information is for promotional purposes only. Space considerations may require information to be omitted. Always refer to the actual package for complete label verbiage. This product may not yet be available or approved for sale or use in your area.

# FOSAL SELECT™

## FUNGICIDE

### Tank Mixes for Ornamental and Bedding Plants

**Fosal Select** is compatible with most commonly used fungicides. **Fosal Select** will provide control of additional diseases (such as Aerial Web Blight, Alternaria Leaf Blight, Botrytis Blight, Fusarium Leaf Spot, Helminthosporium Leaf Spot, and Ray Blight) when tank mixed with other fungicides such as CHIPCO® 26019 fungicide or other iprodione-containing fungicides. Consult the label of the tank mix product for use directions, the diseases controlled, and application rates. When another fungicide is used in combination with **Fosal Select**, follow all label directions for the use of the other product. Make applications at the specified rates for control of the target disease organism.


Refer to the section above on compatibility for a list of products that cannot be tank mixed with **Fosal Select**.

### Conifer Nurseries (To control Phytophthora Root Rot) (Not registered for use on Conifer Nurseries in California)

Species	Application Method	Application Rate	Application Directions
Douglas firs Spruce Pines	Dip	2.5 lbs. product per 100 gals. of water	Thoroughly wet plant and roots by dipping into the <b>Fosal Select</b> solution immediately prior to transplanting. <b>NOTE:</b> During the dipping process, users must wear chemical/water-resistant gloves, goggles or face shield, long pants (coveralls), long-sleeved shirt, and shoes plus socks.
Douglas firs Spruce Pines	Foliar	2.5 - 5.0 lbs. product per 100 gals. of water	- Apply to wet the foliage. - Use 2.5-5.0 lbs./A when applying in spray volumes of less than 100 gals./A - Do not exceed 400 gals. of spray solution per acre. - Make repeat applications as needed but not more often than every 30 days.

### Roses

Disease Controlled	Application Method	Application Rate	Application Directions
Downy Mildew ( <i>Peronospora sparsa</i> )	Foliar: Field, container, landscape, miniature varieties	2.5 lbs. product per 100 gals. of water	- Apply to wet the foliage. - Use 2.5-5.0 lbs./A when applying in spray volumes of less than 100 gals./A - Do not exceed 400 gals. of spray solution per acre. - Make repeat applications as needed but not more often than every 7 days. <b>NOTE:</b> Use <b>Fosal Select</b> in combination with a sanitation program designed to prevent the spread of this disease to healthy plants.



This information is for promotional purposes only. Space considerations may require information to be omitted. Always refer to the actual package for complete label verbiage. This product may not yet be available or approved for sale or use in your area.

# FOSAL SELECT™

FUNGICIDE

## For Suppression of Fire Blight

Species	Application Method	Application Rate	Application Directions
Ornamental pear Pyracantha Hawthorn	Foliar	2.5 lbs. product per 100 gals. of water	<ul style="list-style-type: none"> <li>- Apply to wet the foliage.</li> <li>- Use 2.5-5.0 lbs./A when applying in spray volumes of less than 100 gals./A</li> <li>- Do not exceed 400 gals. of spray solution per acre.</li> <li>- Applications must be made early (start at prebloom) to prevent Fire Blight infection.</li> <li>- Make repeat applications as needed until blooming ends but not more often than every 7 days.</li> </ul> <p><b>NOTE:</b> Use <b>Fosal Select</b> in combination with a sanitation program designed to prevent the spread of this disease to healthy plants.</p>

## For Suppression of Bacterial Blight


(Not registered for use on Bacterial Blight in California)

To suppress: <i>Xanthomonas campestris</i> pathovars <i>hederae</i> , <i>dieffenbachiae</i> , <i>syngonii</i> , and <i>fici</i> on the following species:	Application Method	Application Rate	Application Directions
English ivy Schefflera Anthurium Dieffenbachia Spathiphyllum Syngonium Ficus	Foliar	2.0 - 4.0 lbs. product per 100 gals. of water	<ul style="list-style-type: none"> <li>- Apply to wet the foliage.</li> <li>- Use 2.5-5.0 lbs./A when applying in spray volumes of less than 100 gals./A</li> <li>- Do not exceed 400 gals. of spray solution per acre.</li> <li>- Make repeat applications as needed but not more often than every 7 days.</li> </ul> <p><b>NOTE:</b> Use <b>Fosal Select</b> in combination with a sanitation program designed to prevent the spread of this disease to healthy plants. Read the section on compatibility and the use of <b>Fosal Select</b> with copper fungicides or other compounds.</p>



**PRIME SOURCE**





This information is for promotional purposes only. Space considerations may require information to be omitted.  
 Always refer to the actual package for complete label verbiage. This product may not yet be available or approved for sale or use in your area.

# FOSAL SELECT™


FUNGICIDE

## Turf - Fosal Select Alone

Disease Controlled	Application Method	Application Rate	Application Directions
Pythium diseases including blight and root rot, Yellow tuft	Foliar use on: Turf grass on golf courses, sod farms, commercial turf areas  NOT for use on home or residential turf	4.0 oz. product per 1,000 sq. ft. at 14-day intervals  8.0 oz. product per 1,000 sq. ft. at 21-day intervals	<ul style="list-style-type: none"> <li>- Apply in 1-5 gals. of water per 1,000 sq. ft.</li> <li>- Agitate solutions during the spray operations.</li> <li>- Calibrate equipment before making application.</li> <li>- Use in a season long program to control listed diseases by applying when conditions favor disease.</li> <li>- Make repeat applications at the spray interval listed based on use rate.</li> <li>- Allow the foliage to dry before watering or mowing treated areas.</li> </ul>
<b>Restrictions:</b> <ul style="list-style-type: none"> <li>- Do not graze animals on treated turf.</li> <li>- Do not feed clippings from treated turf to livestock and poultry.</li> </ul>			

## Turf - Fosal Select & Tank Mix Partners

Disease Controlled	Application Method	Application Rate	Application Directions
Summer stress Complex/Summer Decline ( <i>Pythium</i> , <i>Anthrachnose</i> , <i>Rhizoctonia</i> spp.) AND/OR Anthrachnose ( <i>Colletotrichum graminicola</i> )	Foliar uses on turf grasses on: Golf courses Sod farms Industrial & Municipal turf areas  NOT for use on home or residential turf.	<b>Fosal Select</b> Plus: 26GT or Daconil Ultrex® or Manicure® DG or Dithane® T/O or Protect T/O or Mancozeb DG or Fore® WP or Heritage or Banner® Maxx® or ProStar® 70WP	4.0 – 8.0 Plus: 3.0 – 4.0 or 3.2 or 3.3 or 8.0 or 8.0 or 8.0 or 4.0 – 8.0 or 0.2 – 0.4 or 1.0 – 2.0 or 1.5 – 3.0
Bengrass Deadspot ( <i>Ophiosphaerella agrostis</i> )		<b>Fosal Select</b> Plus: Fore® Rainshield™ or Daconil Ultrex®	4.0 Plus: 8.0 or; 3.2



This information is for promotional purposes only. Space considerations may require information to be omitted.  
 Always refer to the actual package for complete label verbiage. This product may not yet be available or approved for sale or use in your area.

# FOSAL SELECT™

FUNGICIDE


**Turf – Fosal Select & Tank Mix Partners (cont'd.)**

Disease Controlled	Application Method	Application Rate	Application Directions
<p><b>Use Directions:</b></p> <ul style="list-style-type: none"> <li>- Use the most restrictive of label limitations for <b>Fosal Select</b> or tank mix partner.</li> <li>- Always apply at the specified rates.</li> <li>- Do not mix with products that prohibit such mixing.</li> <li>- Apply in 1 – 5 gals. of water per 1,000 sq. ft.</li> <li>- Agitate solutions during the spray operations.</li> <li>- Calibrate equipment prior to use.</li> <li>- Repeat at specified intervals.</li> <li>- Allow foliage in treated areas to dry before watering or mowing.</li> <li>- To improve the control of <i>anthracnose</i>, use <b>Fosal Select</b> in a preventative, multi-application program in which applications begin prior to outbreak of the disease.</li> <li>- To improve the control of deadspot, use <b>Fosal Select</b> in a preventative, multi-application program in which applications begin prior to outbreak of the disease and when conditions favor development of the disease.</li> </ul> <p><b>Note:</b> When used in turf management programs, <b>Fosal Select</b> promotes turf that is thick and vigorous and tolerant to such stress factors as heat and humidity. This healthy grass is less susceptible to diseases and other turf pests such as weeds and algae.</p>			
<p><b>Restrictions:</b></p> <ul style="list-style-type: none"> <li>- Do not graze animals on treated turf.</li> <li>- Do not feed clippings from treated turf to livestock and poultry.</li> </ul>			

The following fungicides are known to be compatible with **Fosal Select** and any one may be used in place of products listed above for use as a tank mix with **Fosal Select** to control Summer Stress Complex:

- |                            |                             |
|----------------------------|-----------------------------|
| Bayleton®50*               | Fungo®50 WSB                |
| Cavalier 50WSB             | MANhandle™                  |
| Cavalier Flowable          | Manicure™ 6 Flowable        |
| Chlorostar                 | Manicure™ T/O Flowable      |
| Cleary's 3336™ WP*         | Manicure™ Ultrex®           |
| Cleary's 3336™ F*          | Medallion®                  |
| Compass™                   | Penthathlon®                |
| Concorde™ DF               | Penthathlon® DF             |
| Concorde™ SST              | Revere™ 4000                |
| Consyst                    | SysStar®                    |
| Curalan® EG                | SysTec® 1998                |
| Daconil® Weather Stik®*    | SysTec® 1998 WDG            |
| Daconil ZN® Rainshield NT™ | Systhane® WSP               |
| Eagle®                     | Terrachlor® 75WP and 400*   |
| Echo® 90DF                 | Terraguard® 50W             |
| Echo® Flowable             | Terrazole 35% WP            |
| Endorse™                   | Touche EG                   |
| Fluid Fungicide            | Turfcide® 400               |
| Fungo® Flo                 | TwoSome™ Flowable Fungicide |

\*Note: When preparing spray tank mixtures, add these products to the spray tank and allow complete dispersion in water before adding **Fosal Select**.



This information is for promotional purposes only. Space considerations may require information to be omitted.  
Always refer to the actual package for complete label verbiage. This product may not yet be available or approved for sale or use in your area.

# FOSAL SELECT™

FUNGICIDE

## STORAGE AND DISPOSAL

Do not contaminate water, food or feed by storage and disposal.

**PESTICIDE STORAGE:** Store in original container and keep tightly closed. Store in a cool dry place.

**PESTICIDE DISPOSAL:** Pesticide wastes are acutely hazardous. Improper disposal of excess pesticide, spray mixture, or rinsate is a violation of Federal Law. If these wastes cannot be disposed of by use according to label instructions, contact your State Pesticide or Environmental Control Agency, or the Hazardous Waste representative at the nearest EPA Regional Office for guidance.

### CONTAINER HANDLING:

**Nonrefillable Container (flexible-bag-all weights):** Non refillable container. Do not reuse or refill this container. Offer for recycling, if available. Completely empty bag into application equipment. Then dispose of empty bag in a sanitary landfill or by incineration, or, if allowed by state and local authorities, by burning. If burned, stay out of smoke.


**Nonrefillable Container (rigid-fifty lbs. or less):** Nonrefillable container. Do not reuse or refill this container. Offer for recycling, if available. Clean container promptly after emptying. Triple rinse as follows: Empty the remaining contents into application equipment or a mix tank. Fill the container ¼ full with water and recap. Shake for 10 seconds. Pour rinsate into application equipment or a mix tank or store rinsate for later use or disposal. Drain for 10 seconds after the flow begins to drip. Repeat this procedure two more times. Then offer for recycling or reconditioning, or puncture and dispose of in a sanitary landfill, or by incineration, or if allowed by state and local authorities, by burning. If burned, stay out of smoke.

**Nonrefillable Container (rigid-greater than fifty lbs.):** Non refillable container. Do not reuse or refill this container. Offer for recycling, if available. Clean container promptly after emptying. Triple rinse as follows: Empty the remaining contents into application equipment or a mix tank. Fill the container ¼ full with water. Replace and tighten closures. Tip container on its side and roll it back and forth, ensuring at least one complete revolution, for 30 seconds. Stand the container on its end and tip it back and forth several times. Turn the container over onto its other end and tip it back and forth several times. Empty the rinsate into application equipment or a mix tank or store rinsate for later use or disposal. Repeat this procedure two more times. Then offer for recycling or reconditioning, or puncture and dispose of in a sanitary landfill, or by incineration, or if allowed by state and local authorities, by burning. If burned, stay out of smoke.

**Refillable Container:** Refillable container. Refill this container with aluminum tris only. Do not reuse this container for any other purpose. Cleaning the container before final disposal is the responsibility of the person disposing of the container. Cleaning before refilling is the responsibility of the refiller. To clean the container before final disposal, empty the remaining contents from this container into application equipment or mix tank. Fill the container about 10 percent full with water. Agitate vigorously or recirculate water with the pump for 2 minutes. Pour or pump rinsate into application equipment or rinsate collection system. Repeat this rinsing procedure two more times. Then offer for recycling if available or puncture and dispose of in a sanitary landfill, or by incineration, or, if allowed by state and local authorities, by burning. If burned, stay out of smoke.



**PRIME SOURCE**



This information is for promotional purposes only. Space considerations may require information to be omitted.  
Always refer to the actual package for complete label verbiage. This product may not yet be available or approved for sale or use in your area.

# FOSAL SELECT™

FUNGICIDE

## IMPORTANT INFORMATION - READ BEFORE USING PRODUCT

### CONDITION OF SALE AND LIMITATION OF WARRANTY AND LIABILITY

**NOTICE:** Read the entire Directions for Use and Conditions of Sale and Limitation of Warranty and Liability before buying or using this product. If the terms are not acceptable, return the product at once, unopened, and the purchase price will be refunded.

The Directions for Use of this product must be followed carefully. It is impossible to eliminate all risks inherently associated with the use of this product. Ineffectiveness or other unintended consequences may result because of such factors as manner of use or application, weather, presence of other materials or other influencing factors in the use of the product, which are beyond the control of Prime Source LLC or Seller. To the extent consistent with applicable law all such risks shall be assumed by Buyer and User, and Buyer and User agree to hold Prime Source LLC and Seller harmless for any claims relating to such factors.

Prime Source LLC warrants that this product conforms to the chemical description on the label and is reasonably fit for the purposes stated in the Directions for Use, subject to the inherent risks referred to above, when used in accordance with directions under normal use conditions. This warranty does not extend to the use of this product contrary to label instructions, or under abnormal conditions or under conditions not reasonably foreseeable to or beyond the control of Seller or Prime Source LLC, and Buyer and User assume the risk of any such use. TO THE EXTENT CONSISTENT WITH APPLICABLE LAW, PRIME SOURCE LLC MAKES NO WARRANTIES OF MERCHANTABILITY OR OF FITNESS FOR A PARTICULAR PURPOSE OR ANY OTHER EXPRESS OR IMPLIED WARRANTY EXCEPT AS STATED ABOVE.

To the extent consistent with state law, neither Prime Source LLC nor Seller shall be liable for any incidental, consequential or special damages resulting from the use or handling of this product. THE EXCLUSIVE REMEDY OF THE USER OR BUYER, AND THE EXCLUSIVE LIABILITY OF PRIME SOURCE LLC AND SELLER FOR ANY AND ALL CLAIMS, LOSSES, INJURIES OR DAMAGES (INCLUDING CLAIMS BASED ON BREACH OF WARRANTY, CONTRACT, NEGLIGENCE, TORT, STRICT LIABILITY OR OTHERWISE) RESULTING FROM THE USE OR HANDLING OF THIS PRODUCT, SHALL BE THE RETURN OF THE PURCHASE PRICE OF THE PRODUCT OR, AT THE ELECTION OF PRIME SOURCE LLC OR SELLER, THE REPLACEMENT OF THE PRODUCT.

Prime Source LLC and Seller offer this product, and Buyer and User accept it, subject to the foregoing conditions of Sale and Limitation of Warranty and Liability which may not be modified except by written agreement signed by a duly authorized representative of Prime Source LLC.

CHIPCO, Bayleton, Compass, and Prostar are registered trademarks of the Bayer Group.

Endorse™ is a trademark of Arvesta.

Banner Maxx, Heritage, Daconil, Daconil Ultrex, Weather Stik, Daconil ZN, and Medallion are registered trademarks of Syngenta.

Dithane, Systhane, Eagle and Fore are registered trademarks of Dow AgroSciences Company.

Cavalier, Manicure, MANhandle, Revere, TwoSome and Lesco are trademarks of Lesco, Inc.

Curalan is a registered trademark of BASF Corporation.

3336, Spectro and Protect are trademarks of Cleary Chemical Corp.

Consyst, Systec and Syster are registered trademarks of Regal Chemical Company.

Echo is a registered trademark of SIPCAM AGRO USA, Inc.

Fungo is a registered trademark of the Scotts Company.

Terrachlor, Terraguard, Terrazole and Turcide are registered trademarks of Uniroyal Chemical Company, Inc.

Concorde is a trademark and Pentathlon is a registered trademark of the DuPont Company.

Quali-Pro® is a registered trademark of Makhteshim Agan of North America, Inc.

Rubigan A.S. is a registered trademark of Gowan Company, LLC.

Eagle Fungicide is a registered trademark of Dow AgroSciences, LLC.